

Reveiwer pada Jurnal Internasional Bereputasi

Profil

ECONOMIES

Manuscript ID: economies-200756

Title: "Analysis of Supply and Demand to Enhance Educational Tourism Experience in The Smart Park of Yogyakarta, Indonesia"

Date

(Assignment): **2017-05-24**

ISSN / eISSN: **2227-7099**

Publisher: **MDPI, ST ALBAN-ANLAGE 66, BASEL, SWITZERLAND, CH-4052**

URL:

Journal Website : <http://www.mdpi.com/journal/economies>

Publisher Website : <https://www.mdpi.com/>

Editorial Board : <https://www.mdpi.com/journal/economies/editors>

Indexed:

1. WoS-ESCI: https://mjl.clarivate.com/search-results?issn=2227-7099&hide_exact_match_fl=true&utm_source=mjl&utm_medium=share-by-link&utm_campaign=journal-profile-share-this-journal

2. Scopus/SJR:

<https://www.scimagojr.com/journalsearch.php?q=21100902009&tip=sid&clean=0>

3. Publon: <https://publons.com/researcher/1269851/aan-jaelani/>

Cirebon, 13 Oktober 2020

Reviewer,

Aan Jaelani

REVIEW CONFIRMATION CERTIFICATE



We are pleased to confirm that

Aan Jaelani

has reviewed 1 paper for the following MDPI journal in 2017:

Economies

Dr. Shu-Kun Lin, Publisher and
President Basel, 18 April 2019



MDPI is a publisher of open access, international, academic journals. We rely on active researchers, highly qualified in their field to provide review reports and support the editorial process. The criteria for selection of reviewers include: holding a doctoral degree or having an equivalent amount of research experience; a national or international reputation in the relevant field; and having made a significant contribution to the field, evidenced by peer-reviewed publications.

Abdo, Hafez	Kruse, Agneta
Allegret, Jean-Pierre	Kumar, Ronald
Allen, Cameron	Kyriakou, Ioannis
Alpaslan, Baris	Laspa, Christina
Altinay, Galip	Lee, Chew Ging
Amavilah, Voxi Heinrich	Lee, Yong-Gil
Ampudia, Miguel	Leitão, Nuno Carlos
Andersen, Jørgen Juel	Leite, Duarte Nuno
Andersson, Fredrik N.G.	Li, Yulong
Anthony Enisan, Akinlo	Liddle, Brantley
Aquilani, Barbara	Lin, Ching-Yi
Arndt, Christian	Lin, Tin-Chun
Arnold, Lutz	Lin, Yue
Arora Jonsson, Seema	López Menéndez, Ana Jesús
Atukeren, Erdal	Lorde, Troy
Avdan, Nazli	Lutter, Stephan
Babajide, Abiola Ayopo	Magazzino, Cosimo
Baek, Jungho	Malikane, Christopher
Baker, Scott	Manente, Mara
Bakker, Stefan	Marrouch, Walid
Beccalli, ELENA	Marshall, Maria I.
Benito, Bernardino	Marsiglio, Simone
Benjamin, Dave	Martín Martín, José María
Bernard, Alajekwu Udoka	Martin, Joan
Bernhard, William	Martinho, Vítor João Pereira Domingues
Born, Pedro Duarte	Masiero, Mauro
Borochkin, Alexander	Matuzeviciute, Kristina
Borseková, Kamila	McDermott, Shana
Bostenaru Dan, Maria	McDonald, James B.
Bowman, Maria S.	Medve–Bálint, Gergő
Brecic, Ruzica	Meglio, Olimpia
Bretschneider, Wolfgang	Menegaki, Angeliki
Bridges, Sarah	Mills, Mary Beth
Brolan, Claire E.	Moggi, Sara
Bulman, David	Mohaddes, Kamiar
Burdekin, Richard	Moldan, Bedřich
Bürer, Mary Jean	Morelli, Salvatore
Butkus, Mindaugas	Moreno Pires, Sara
Calin, Adrian Cantemir	Morris, Stephen D.
Camargo, Blanca Alejandra	Navamuel, Elena Lasarte
Canavan, Brendan	Nguyen, T.Thanh-Binh
Caraiani, Petre	Nguyen, Trung Thanh
Cassou, Steven P.	Niepmann, Friederike
Cheng, Eric C. K.	Nurhani, Aba Ibrahim
Choi, Yongrok	Nymoen, Ragnar
Chowdhury, Murshed	Ogujiuba, Kanayo K.
Christoff, Peg	Okoruwo, Victor
Ciocoiu, Carmen Nadia	Oladi, Reza
Claeys, Peter	Omar, Ayman
Crespo, Nuno	Owusu, Erasmus L.
Cristiani, Dario	Oyelami, Lukman Oyeyinka
Cude, Brenda	Özkazanç-Pan, Banu

View PDF

Hölsgens, Rick	Terra, Cristina
Hoshikawa, Takeshi	Teslya, Anna
Hou, Jun	Topcu, Mert
Howarth, Richard B.	Towner, Nick
Hu, Zhiyong	Trencher, Gregory
Huyer, Sophia	Tricase, Caterina
Işık, Cem	Tselios, Vassilis
Iturra, Victor	Uitto, Juha I.
Ivanov, Stanislav	Ulubasoglu, Mehmet Ali
Jackson, Karen	Utama, I Gusti Bagus Rai
Jaelani, Aan	Valentini, Enzo
Jardon, Carlos M	Vallée-Tourangeau, Gaëlle
Jerneck, Anne	Vasile, Andrei Jean
Juárez, Isaac Leobardo Sánchez	Velnampy, T.
Julius, Mangisoni	Vivarelli, Marco
Kabanda, Salah	Vokoun, Marek
Kachniewska, Magdalena	Vouldis, Angelos T.
Kakamu, Kazuhiko	Wastl-Walter, Doris
Kallioras, Dimitrios	Weiler, Stephan
Kampas, Athanasios	Wharton, Amy
Kar, Muhsin	Witt, Emlyn
Kato, Hironori	Wolde, Bernabas
Katrakilidis, Constantinos P.	Wunnavu, Phanindra V.
Kauko, Karlo	Yalta, A. Yasemin
Kayser, Georgia	Yurtoglu, B. Burcin
Kharrazi, Ali	Zerihun, Mulatu Fekadu
Kosnik, Lea-Rachel	Zhao, Xiaobing
Krasovskii, Andrey	Zimmermann, Albert
Krause, Melanie	Zuleta, Hernando

© 2018 by the author. Licensee MDPI, Basel, Switzerland. This article is an open access article distributed under the terms and conditions of the Creative Commons Attribution (CC BY) license (http://creativecommons.org/licenses/by/4.0/ (https://creativecommons.org/licenses/by/4.0/)).

[Economies \(/journal/economies\)](#) EISSN 2227-7099 Published by MDPI AG, Basel, Switzerland [RSS \(/rss/journal/economies\)](#)
[E-Mail Table of Contents Alert \(/journal/economies/toc-alert\)](#)

Further Information

- [Article Processing Charges \(/apc\)](#)
- [Pay an Invoice \(https://payment.mdpi.com\)](#)
- [Open Access Policy \(/openaccess\)](#)
- [Terms of Use \(/about/termsfuse\)](#)
- [Terms and Conditions \(/about/terms-and-conditions\)](#)
- [Privacy Policy \(/about/privacy\)](#)
- [Contact MDPI \(/about/contact\)](#)
- [Jobs at MDPI \(/about/jobs\)](#)

Guidelines

- [For Authors \(/authors\)](#)
- [For Reviewers \(/reviewers\)](#)
- [For Editors \(/editors\)](#)
- [For Librarians \(/librarians\)](#)

View PDF

MDPI Initiatives

[Institutional Open Access Program \(IOAP\) \(/ioap\)](#)

Follow MDPI

[LinkedIn \(https://www.linkedin.com/company/mdpi\)](https://www.linkedin.com/company/mdpi)
[Facebook \(https://www.facebook.com/MDPIOpenAccessPublishing\)](https://www.facebook.com/MDPIOpenAccessPublishing)
[Twitter \(https://twitter.com/MDPIOpenAccess\)](https://twitter.com/MDPIOpenAccess)

Subscribe to receive issue release notifications and newsletters from MDPI journals

Select Journal/Journals:

Select options

Your email address here...

Subscribe

© 1996-2019 MDPI (Basel, Switzerland) unless otherwise stated

View PDF

Acknowledgement to Reviewers of *Economies* in 2017

Economies Editorial Office

MDPI AG, St. Alban-Anlage 66, 4052 Basel, Switzerland

Published: 23 January 2018

Peer review is an essential part in the publication process, ensuring that *Economies* maintains high quality standards for its published papers. In 2017, a total of 52 papers were published in the journal. Thanks to the cooperation of our reviewers, the median time to first decision was 40 days and the median time to publication was 116 days. The editors would like to express their sincere gratitude to the following reviewers for their time and dedication in 2017:

Abdo, Hafez	Butkus, Mindaugas
Allegret, Jean-Pierre	Calin, Adrian Cantemir
Allen, Cameron	Camargo, Blanca Alejandra
Alpaslan, Baris	Canavan, Brendan
Altinay, Galip	Caraiani, Petre
Amavilah, Voxi Heinrich	Cassou, Steven P.
Ampudia, Miguel	Cheng, Eric C. K.
Andersen, Jørgen Juel	Choi, Yongrok
Andersson, Fredrik N.G.	Chowdhury, Murshed
Anthony Enisan, Akinlo	Christoff, Peg
Aquilani, Barbara	Ciocoiu, Carmen Nadia
Arndt, Christian	Claeys, Peter
Arnold, Lutz	Crespo, Nuno
Arora Jonsson, Seema	Cristiani, Dario
Atukeren, Erdal	Cude, Brenda
Avdan, Nazli	Daim, Tugrul U.
Babajide, Abiola Ayopo	De Franca Doria, Miguel
Baek, Jungho	De Haas, Michiel
Baker, Scott	Demir, Ender
Bakker, Stefan	Diaz-Sarachaga, Jose Manuel
Beccalli, ELENA	Dimitrova, Zlatinka I
Benito, Bernardino	Dionisio, Andreia
Benjamin, Dave	Dobranschi, Marian
Bernard, Alajekwu Udoka	Domingo, Rosario
Bernhard, William	Donnet, Timothy
Bom, Pedro Duarte	Doytch, Nadia
Borochkin, Alexander	Dreyer, Marc
Borseková, Kamila	Dubois, Ute
Bostenaru Dan, Maria	Ehimare, Alex
Bowman, Maria S.	Ekanayake, E. M.
Brecic, Ruzica	Elam, Amanda
Bretschneider, Wolfgang	Esso, Jacques Loesse
Bridges, Sarah	Evangellinos, Konstantinos
Brolan, Claire E.	Ewetan, Olabanji O.
Bulman, David	Falaye, Adebajo Joseph
Burdekin, Richard	Farah, Paolo D.
Bürer, Mary Jean	Fleming, David A.

- Fujita, Toshiyuki
Gadea, Maria Dolores
Ganau, Roberto
Garzarelli, Giampaolo
Garza-Rodriguez, Jorge
Gassmann, Franziska
Gillen, David
Gimenez, Gregorio
Gkasis, Pavlos
Gogonea, Rodica-Manuela
Gómez-Loscos, Ana
Gözüör, Giray
Granados Sanchez, Jesus
Grillitsch, Markus
Grubaugh, Stephen G.
Guarini, Giulio
Guimaraes, Paula
Gupta, Rangan
Hagenlocher, Michael
Hall, Michael
Haque, Mahfuzul
Hasanov, Fakhri
Hasli, Anita
Hassan, Gazi M.
Hassan, Rohail
Hassan, Sallahuddin
Hegerty, Scott William
Hernández, Juan María
Herteliu, Claudiu
Herzog, Bodo
Hölskens, Rick
Hoshikawa, Takeshi
Hou, Jun
Howarth, Richard B.
Hu, Zhiyong
Huyer, Sophia
Işık, Cem
Iturra, Victor
Ivanov, Stanislav
Jackson, Karen
Jaelani, Aan
Jardon, Carlos M
Jerneck, Anne
Juárez, Isaac Leobardo Sánchez
Julius, Mangisoni
Kabanda, Salah
Kachniewska, Magdalena
Kakamu, Kazuhiko
Kallioras, Dimitrios
Kampas, Athanasios
Kar, Muhsin
Kato, Hironori
Katrakilidis, Constantinos P.
Kauko, Karlo
Kayser, Georgia
Kharrazi, Ali
Kosnik, Lea-Rachel
Krasovskii, Andrey
Krause, Melanie
Kruse, Agneta
Kumar, Ronald
Kyriakou, Ioannis
Laspa, Christina
Lee, Chew Ging
Lee, Yong-Gil
Leitão, Nuno Carlos
Leite, Duarte Nuno
Li, Yulong
Liddle, Brantley
Lin, Ching-Yi
Lin, Tin-Chun
Lin, Yue
López Menéndez, Ana Jesús
Lorde, Troy
Lutter, Stephan
Magazzino, Cosimo
Malikane, Christopher
Manente, Mara
Marrouch, Walid
Marshall, Maria I.
Marsiglio, Simone
Martín Martín, José María
Martin, Joan
Martinho, Vítor João Pereira Domingues
Masiero, Mauro
Matuzeviciute, Kristina
McDermott, Shana
McDonald, James B.
Medve-Bálint, Gergő
Meglio, Olimpia
Menegaki, Angeliki
Mills, Mary Beth
Moggi, Sara
Mohaddes, Kamiar
Moldan, Bedřich
Morelli, Salvatore
Moreno Pires, Sara
Morris, Stephen D.
Navamuel, Elena Lasarte
Nguyen, T.Thanh-Binh
Nguyen, Trung Thanh
Niepmann, Friederike
Nurhani, Aba Ibrahim
Nymoén, Ragnar

- Ogujiuba, Kanayo K.
 Okoruwo, Victor
 Oladi, Reza
 Omar, Ayman
 Owusu, Erasmus L.
 Oyelami, Lukman Oyeyinka
 Özkazanç-Pan, Banu
 Pablo-Romero, María Del P.
 Papatheodorou, Andreas
 Paul, Christopher John
 Pavle, Jakovac
 Pavlic, Ivana
 Pederson, JoEllen G.
 Pegkas, Panagiotis
 Perles-Ribes, José
 Peters, Greg
 Poot, Jacques
 Portugal Duarte, António
 Puggioni, Roberto
 Ramos, Célia M. Q.
 Randazzo, Teresa
 Reimers, Hans-Eggert
 Reitz Jr., Stefan
 Ribeiro De Almeida, Cláudia
 ROCCHI, Benedetto
 Rode, Johannes
 Rodríguez Torres, Federico
 Rose-Ackerman, Susan
 Roy, Cerqueti
 Rubio Varas, Maria Del Mar
 Ruiz Díaz, Gonzalo
 Salari, Mahmoud
 Sankaran, Shankar
 Sanusi, Muhammad Surajo
 Sawyer, Malcolm
 Schweizer, Nikolaus
 Seferiadis, Anastasia Alithia
 Sequeira, Sandra
 Serra-Garcia, Marta
 Shuaibu, Mohammed
 Silbersdorff (formerly Sohn), Alexander
 Sklias, Panteleimon
 Smirnova, Janna
 Sonora, Robert
 Stamatiou, Pavlos
 Stauvermann, Peter Josef
 Stefanescu, Lucrina
 Su, Bin
 Suleman, Tahir
 Sundaresh, Harish
 Sylwester, Kevin
 Syme, Geoff
 Szerb, László Szerb
 Tadesse, Bedassa
 Tan, Eunice
 Tang, Leilei
 Tchatoka, Firmin Doko
 Telg, Sean
 Tenorio, Victor Octavio
 Terra, Cristina
 Teslya, Anna
 Topcu, Mert
 Towner, Nick
 Trencher, Gregory
 Tricase, Caterina
 Tselios, Vassilis
 Uitto, Juha I.
 Ulubasoglu, Mehmet Ali
 Utama, I Gusti Bagus Rai
 Valentini, Enzo
 Vallée-Tourangeau, Gaëlle
 Vasile, Andrei Jean
 Velnampy, T.
 Vivarelli, Marco
 Vokoun, Marek
 Vouldis, Angelos T.
 Wastl-Walter, Doris
 Weiler, Stephan
 Wharton, Amy
 Witt, Emlyn
 Wolde, Bernabas
 Wunnava, Phanindra V.
 Yalta, A. Yasemin
 Yurtoglu, B. Burcin
 Zerihun, Mulatu Fekadu
 Zhao, Xiaobing
 Zimmermann, Albert
 Zuleta, Hernando





Title / Keyword

Author / Affiliation

Journal

Economies


Article Type

all

[Advanced \(/search?advanced&journal=economies\)](#)

Advanced (/search?advanced&journal=economies)

Search

<http://ip-science.thomsonreuters.com/cgi-bin/jrnlst/jlresults.cgi?PC=MASTER&ISSN=2227-7099>

Indexed in:
Scopus
<https://www.scopus.com>

[Volume 5, Issue 4 \(/2227-7099/5/4\)](#)

- [Article Menu](#)
- Article Versions
- [Abstract \(/2227-7099/5/4/42\)](#)

■ [Full-Text PDF \(/2227-7099/5/4/42/pdf\)](#) [1474 KB]

■ [Full-Text HTML \(/2227-7099/5/4/42/htm\)](#)

■ [Full-Text XML](#)

■ [Full-Text Epub \(/2227-7099/5/4/42/epub\)](#)

■ [Article Versions Notes \(/2227-7099/5/4/42/notes\)](#)

- Related Info
- [Google Scholar \(https://scholar.google.com/scholar?q=Analysis%20of%20Supply%20and%20Demand%20to%20Enhance%20Educational%20Tourism%20Experience%20in%20the%20Smart%20Park%20of%20Yogyakarta%2C%20Indones](https://scholar.google.com/scholar?q=Analysis%20of%20Supply%20and%20Demand%20to%20Enhance%20Educational%20Tourism%20Experience%20in%20the%20Smart%20Park%20of%20Yogyakarta%2C%20Indones)

■ [Order Reprints \(/2227-7099/5/4/42/reprints\)](#)

- More by Authors
- [on DOAJ](#)


■ [on Google Scholar](#)


■ [on PubMed](#)


- Export Article
- [BibTeX](#)


■ [EndNote](#)

■ [RIS](#)

23mdpieconomies+Analysis+of+Supply+and+Demand+to+Enhance+Educational+Tourism+Experience+in+the+Smart+Park+of+Yogyakarta%2C+Indonesia+https%3A%2F%2Fwww.mdpi.com/2227-7099/5/4/42

<https://twitter.com/intent/tweet?text=%23mdpieconomies+Analysis+of+Supply+and+Demand+to+Enhance+Educational+Tourism+Experience+in+the+Smart+Park+of+Yogyakarta%2C+Indonesia+https%3A%2F%2Fwww.mdpi.com/2227-7099/5/4/42&title=Analysis%20of%20Supply%20and%20Demand%20to%20Enhance%20Educational%20Tourism%20Experience%20in%20the%20Smart%20Park%20of%20Yogyakarta>

<http://www.linkedin.com/shareArticle?mini=true&url=https%3A%2F%2Fwww.mdpi.com/2227-7099/5/4/42&title=Analysis%20of%20Supply%20and%20Demand%20to%20Enhance%20Educational%20Tourism%20Experience%20in%20the%20Smart%20Park%20of%20Yogyakarta>

<https://www.facebook.com/sharer.php?u=https://www.mdpi.com/2227-7099/5/4/42>

Open Access Article

Peer-Review Record

Analysis of Supply and Demand to Enhance Educational Tourism Experience in the Smart Park of Yogyakarta, Indonesia

View PDF

1,*

[Ani%20Wijayanti&orcid=0000-0001-6385-9945](mailto:ani.awi@bsi.ac.id)  <https://orcid.org/0000-0001-6385-9945>

2

[Janianton Damanik \(/search?authors=Janianton%20Damanik&orcid=\)](mailto:antondmk@yahoo.com)  antondmk@yahoo.com

3

[Chafid Fandeli \(/search?authors=Chafid%20Fandeli&orcid=\)](mailto:chafidfandeli@gmail.com)  chafidfandeli@gmail.com and

4

[Sudarmadji \(/search?authors=Sudarmadji&orcid=\)](mailto:sudarmadji@ugm.ac.id)  sudarmadji@ugm.ac.id

Reviewer 1: Anonymous

Reviewer 2: Anonymous

Reviewer 3: I Gusti Bagus Rai Utama

Reviewer 4: Aan Jaelani

Economies **2017**, 5(4), 42; <https://doi.org/10.3390/economies5040042> (<https://doi.org/10.3390/economies5040042>)

https://www.mdpi.com/2227-7099/5/4/42/review_report

1/6

Round 1

Reviewer 1 Report

Grammar and Syntax

Better proof-read and edit needed to reduce some of the syntax & grammar errors; as well as enhance readability and clarity for the reader.

Introduction

Some of the cited literature and resources are a little dated (e.g. Jafar & Ritchie, 1981; Pitana & Gayatri, 2005) - recommend that authors critically discuss and review some of the more current literature related to the topic (e.g: McKercher & Tung, 2015; Crouch & Perdue, 2014, etc). It will serve to update some of the recent research and disciplinary focus on tourism studies.

Further, Figure 1 (Jafar & Ritchie, 1981) seems to be a scanned diagram - ensure that IP has been sought and approved from original authors.

There seems to be the interchange of terminology in terms of educational tourism, tourist experiences and visitor learning experiences. There can perhaps be clearer definition and articulation and/or focus on explaining educational tourism and its core components - as per indicated by the authors. For example, does the visitor educational and learning experience relate to interpretation as well? How about the notion of co-creation as briefly discussed by the authors? Additionally, perhaps there can be explanation of whether the emphasis is on formal or information learning aspects of educational tourism?

Literature Review

As per the comments above on the academic literature cited - there should be the inclusion and critique of more current literature and resources. Most of it is from the 2000s and earlier - scholarship and research into tourism education has progressed and developed significantly since then. For example regarding tourist experiences, there has been numerous more recent studies on the components of the tourist experience - e.g. Park & Santos, 2016, Kim, Ritchie & McCormick, 2012, Su, Lebrun, Bouchet, et al. (2016) and etc....

The discussion of the concepts relating to tourism supply and demand should be better discussed; and more clearly articulated within the context of educational tourism - presently, it seems to focus more on the tourist experience and destination management considerations.

Method

Better edit and proof read needed - several errors observed and there seems to be some incomplete sentences? (E.g. lines 170 - 173). Figure 3 - I am not grasping the dimensions in the path analysis model (it is not in English? and / or not explained in the preceding paragraph? - non-English labels / variables / dimensions utilized should be translated. Your topic focus was to be on tourism education - you need to be able to clearly demonstrate the linkages of the dimensions of tourism demand, supply, activities and experiences towards that as per your research objectives.

Also further explain your data collection and sampling method; as well as how the 150 respondents were recruited for the study - this was not explained.

Results & Discussion / Conclusion

As per the observations above, there can be a clearer articulation of the implications for tourism education - most of the discussion was focused on the dimensions related to tourism experiences and demand vis-a-vis supply. Further explain its implications on visitor educational / learning outcomes and the notion of value co-creation (as per introduced in the earlier sections). Provide further recommendations for destination / site management on how they may be able to reduce the demand-supply gap indicated to enhance the educational tourism visitor outcomes.

Author Response

Grammar and Syntax

Better proof-read and edit needed to reduce some of the syntax & grammar errors; as well as enhance readability and clarity for the reader.

Yes, we have checked the language of our manuscript generally.

Introduction

Some of the cited literature and resources are a little dated (e.g. Jafar & Ritchie, 1981; Pitana & Gayatri, 2005) - recommend that authors critically discuss and review some of the more current literature related to the topic (e.g: McKercher & Tung, 2015; Crouch & Perdue, 2014, etc). It will serve to update some of the recent research and disciplinary focus on tourism studies.

Yes, we added new references, there are; McKercher & Prideaux (2014) and Crouch & Perdue (2014).

Further, Figure 1 (Jafar & Ritchie, 1981) seems to be a scanned diagram - ensure that IP has been sought and approved from original authors.

I haven't chance to contact the author and I decided to drop off the diagram.

There seems to be the interchange of terminology in terms of educational tourism, tourist experiences and visitor learning experiences. There can perhaps be clearer definition and articulation and/or focus on explaining educational tourism and its core components - as per indicated by the authors. For example, does the visitor educational and learning experience relate to interpretation as well? How about the notion of co-creation as briefly discussed by the authors? Additionally, perhaps there can be explanation of whether the emphasis is on formal or information learning aspects of educational tourism?

Some revisions have done related to the term educational tourism that can be seen in paragraph 2. Meanwhile, on the terms of experience, has been added explanations that can be seen in paragraph 6. While co-creation itself is already in paragraph 7 and clarified in paragraph 8.

View PDF

As per the comments above on the academic literature cited - there should be the inclusion and critique of more current literature and resources. Most of it is from the 2000s and earlier - scholarship and research into tourism education has progressed and developed significantly since then. For example regarding tourist experiences, there has been numerous more recent studies on the components of the tourist experience - e.g. Park & Santos, 2016, Kim, Ritchie & McCormick, 2012, Su, Lebrun, Bouchet, et al. (2016) and etc....

The discussion of the concepts relating to tourism supply and demand should be better discussed; and more clearly articulated within the context of educational tourism - presently, it seems to focus more on the tourist experience and destination management considerations.

Yes, we added new references.

Some literature have been added to enrich the literature sources, including Park & Santos (2016) and Kim, Richie & McCormick ()2012. The concept of supply and demand has been described in paragraph 4 of the literature review section and supplemented with the description in paragraph 5.

Method

Better edit and proof read needed - several errors observed and there seems to be some incomplete sentences? (E.g. lines 170 - 173). Figure 3 - I am not grasping the dimensions in the path analysis model (it is not in English? and / or not explained in the preceding paragraph? - non-English labels / variables / dimensions utilized should be translated. Your topic focus was to be on tourism education - you need to be able to clearly demonstrate the linkages of the dimensions of tourism demand, supply, activities and experiences towards that as per your research objectives.

Also further explain your data collection and sampling method; as well as how the 150 respondents were recruited for the study - this was not explained.

The methodology has been revised, consist of;


1. *Proof read have been done generally*
2. *Incomplete sentences have been revised*
3. *Variables in path analysis have been translated in English*
4. *The variable dimensions are detailed in Table 3 (variable Description) along with survey results of 150 respondents.*

Results & Discussion / Conclusion

As per the observations above, there can be a clearer articulation of the implications for tourism education - most of the discussion was focused on the dimensions related to tourism experiences and demand vis-a-vis supply. Further explain its implications on visitor educational / learning outcomes and the notion of value co-creation (as per introduced in the earlier sections). Provide further recommendations for destination / site management on how they may be able to reduce the demand-supply gap indicated to enhance the educational tourism visitor outcomes.

The results and discussion section have been revised.

The section has been added by instrument and normality data test. The influence of educational tourism visits to the tourist experience is seen from the results of path analysis. The analysis explains the direct and indirect effects between variables. Recommendations to minimize the gap between tourism demand and supply are explained in the conclusions section. Additionally, research limitations and contributions have also been added to the end of the article.

Author Response File:  [Author Response.pdf \(https://susy.mdpi.com/user/review/displayFile/2925539/r6Jxgwaz?file=author-coverletter&report=1830455\)](https://susy.mdpi.com/user/review/displayFile/2925539/r6Jxgwaz?file=author-coverletter&report=1830455)

Reviewer 2 Report

The journal article "Analysis of Supply and Demand to Enhance Educational Tourism Experience in The Smart Park of Yogyakarta, Indonesia" attempts to analyse educational experiences of visitors to Taman Pintar, however it fails to fully answer its objectives. The article is not clean and requires a comprehensive edit. The introduction needs a section on the The Smart Park of Yogyakarta, to give the reader a sense of place. A case study description and location map would be sufficient.

The literature review would benefit from more current references and an improved link between the major theoretical concepts of Educational Tourism and supply and demand. Some current case studies of similar work in both fields would have improved the literature review.

The methodology needs much improvement. Firstly, there is no description of where/when/how the surveys were conducted. Survey questions need to be outlined or a sample survey attached as an appendix. The accidental sampling method needs more explanation along with the quantitative analysis process and model formulation. The study could have benefited from some qualitative components to reinforce the numbers and statistics provided by the survey data.

In the results section, the characteristics of respondents could be summarised in a table and the results illustrated in Figure 4 were very difficult to read and interpret. Figure 5 and the following calculation were confusing and require greater discussion.

The conclusion is largely descriptive and lacks any theory and should have contained several of the key references from the literature review. What were the key highlights from the research that you want the reader to be aware of? Limitations of study require more thought: Sample size? Time period? Number of stakeholders? Quantitative vs Qualitative? Contribution of study needs to focus on the articles contribution to a specific field of research.

Author Response

The journal article "Analysis of Supply and Demand to Enhance Educational Tourism Experience in The Smart Park of Yogyakarta, Indonesia" attempts to analyse educational experiences of visitors to Taman Pintar, however it fails to fully answer its objectives. The article is not clean and requires a comprehensive edit. The introduction needs a section on the The Smart Park of Yogyakarta, to give the reader a sense of place. A case study description and location map would be sufficient.

Yes, the introduction have been revised by adding some descriptions of educational tourism concepts, tourist experiences and supply and demand. Smart Park map has been added to provide a clear picture of the object of research.

The literature review would benefit from more current references and an improved link between the major theoretical concepts of Educational Tourism and supply and demand. Some current case studies of similar work in both fields would have improved the literature review.

Several literature have been added to enrich the literature sources, including McKercher & Prideaux (2014); Crouch & Perdue (2014); Park & Santos (2016); Kim, Ritchie & McCormick, 2012.

The methodology needs much improvement. Firstly, there is no description of where/when/how the surveys were conducted. Survey questions need to be outlined or a sample survey attached as an appendix. The accidental sampling method needs more explanation along with the quantitative analysis process and model formulation. The study could have benefited from some qualitative components to reinforce the numbers and statistics provided by the survey data.

Yes, the methodology have been improved as suggestion.

The first paragraph in the methodology section has been given additional descriptions of the object of the study, while the study time is seen in the year used as the field data source. The questionnaire question in the survey can be seen in table 3 which is supplemented with survey results. Meanwhile, sampling techniques have also been added in the first paragraph in the research methodology section.

View PDF


In the results section, the characteristics of respondents could be summarised in a table and the results illustrated in Figure 4 were very difficult to read and interpret. Figure 5 and the following calculation were confusing and require greater discussion.

Yes, revision have been done.

Table characteristics of respondents have been added and presented in table 2. Table line regression analysis and path analysis diagram has been given additional explanation to make it easier to understand the results of the analysis.

Yes, the conclusion have been revised and provided more explanation.

In the conclusion section has added some explanations, including limitations and contributions. As for the sample size has been added in the first paragraph in the methodology section.


Author Response File:  [Author Response.pdf \(https://susy.mdpi.com/user/review/displayFile/2938204/QziXUPe4?file=author-coverletter&report=1837080\)](https://susy.mdpi.com/user/review/displayFile/2938204/QziXUPe4?file=author-coverletter&report=1837080)

Reviewer 3 Report

- Noted:
- 1) Problem statement is clear.
 - 2) Research method did not explain clearly (minor revision)
 - 3) Results and finding are good explanation.
 - 4) The conclusion was clearly stated.

Author Response

Revisions have been made on several points as follows; 1. Abstract 2. English language and style 3. Literature review 4. Reseach methodology 5. Data Analysis

Author Response File:  [Author Response.docx \(https://susy.mdpi.com/user/review/displayFile/2938279/7a84pnbV?file=author-coverletter&report=1837082\)](https://susy.mdpi.com/user/review/displayFile/2938279/7a84pnbV?file=author-coverletter&report=1837082)

Reviewer 4 Report

Title:

The title is precise with the aim and scope of the journal on the economic sector, especially tourism as an industry, as well as relevant to the journal issue about the tourism economy, concise and specific about educational tourism experience located in The Smart Park of Yogyakarta.

Abstract:

The abstract has been structured in a structured manner, but the background description is less focused or long enough. **There is no short explanation of the method used** (not yet in accordance with the abstract structure: background-methods-results-conclusion as in *Instructions for Authors*).

Originality/Novelty:

The question has authenticity, **but it has not been defined clearly and well**. This article will contribute positively to the development of tourism education studies, in particular, the management of tourism sites that are integrated with the educational materials and values, ie tourism and learning about the environment that can not be found in educational places.

Significance:

Briefly, the result of the study are **interpreted long enough**, but the main conclusions are supported by the results.

The quality of Presentation:

The writing of articles has been properly prepared and the review literature provided is sufficiently authoritative and comprehensive to support the data and arguments presented in the research results. Nevertheless, the authors present only the results of the study and **do not present a contributory discussion** for the development of educational tourism studies from the analysis of future supply and demand.

Scientific Soundness:


The design of the study has been prepared precisely and the method used in the form of exploratory studies. In the method section, there are four variables used, but **the authors do not briefly describe the indicators** of tourism demand (X1), tourism supply (X2), tourism activities (Y), and tourism experience (Z). The authors did not provide a record of the **instrument testing** of the questionnaire prepared (the questioner and the analysis were attached as a supplement). The author also gave **no detailed reason or description** about **the characteristics of respondents** as much as 150 people. Why from Senior High School and Junior High School? The completeness of the methods, tools, and instruments is important so that other researchers can reproduce for the development of this study.

View PDF

The conclusion of the article can invite the reader further to read the entire article, especially the subject of educational tourism. This article offers the development of tourist attractions that not only aim to find entertainment or fun but also to provide educational values for the tourists.

Overall Merit:

Implementation of demand and supply analysis on educational tourism themes may encourage other researchers/authors widely to research in the development of this field.

Comments for author File:  [Comments.pdf \(https://susy.mdpi.com/user/review/displayFile/2938306/a58B64N7?file=review&coverletter&report=1837085\)](https://susy.mdpi.com/user/review/displayFile/2938306/a58B64N7?file=review&coverletter&report=1837085)

Revisions have been made on several points as follows; 1. Abstract 2. English language and style 3. Literature review 4. Reseach methodology 5. Data Analysis

Author Response File:  [Author Response.docx \(https://susy.mdpi.com/user/review/displayFile/2938306/a58B64N7?file=author-coverletter&report=1837085\)](https://susy.mdpi.com/user/review/displayFile/2938306/a58B64N7?file=author-coverletter&report=1837085)

Round 2


Reviewer 1 Report

The Authors have made an effort to address the concerns of the reviewer(s) and have inserted some current academic literature and conceptual support to the manuscript. However, I feel that there can be better integration between the new (inserted) segments and the previous (existing) segments). Some of the flow was a little disjointed and incoherent. Additionally, the new (added) sections and some of the textual discussions had noticeable syntax and grammatical errors and/or inconsistencies. This affected the readability and clarify for the reader. Sending to a professional technical editor will help to improve the manuscript.

Author Response

The Authors have made an effort to address the concerns of the reviewer(s) and have inserted some current academic literature and conceptual support to the manuscript. However, I feel that there can be better integration between the new (inserted) segments and the previous (existing) segments). Some of the flow was a little disjointed and incoherent. Additionally, the new (added) sections and some of the textual discussions had noticeable syntax and grammatical errors and/or inconsistencies. This affected the readability and clarify for the reader. Sending to a professional technical editor will help to improve the manuscript.

I have made changes to the introduction section especially seen in 1st to 3rd paragraph and conclusion part, I've added a theory review. For improving grammar and syntax generally, I have sent article to MDPI English editing by ID: English-1937. Please review my article. Hopefully there is a significant improvement and able to publish. Looking forward to hearing from you.

Author Response File:  [Author Response.docx \(https://susy.mdpi.com/user/review/displayFile/2925539/r6Jxgwaz?file=author-coverletter&report=1915803\)](https://susy.mdpi.com/user/review/displayFile/2925539/r6Jxgwaz?file=author-coverletter&report=1915803)

Reviewer 2 Report

After reveiwing the changes made by the authors the following further ammendments are required for this paper to be up to a publishable standard:

- 1) The new references in the introduction are very broad and not related to the topic of educational tourism.
- 2) The conclusion is still weak and lacks any real theoretical discussion. There needs to be reference to other research or theory.

It should be noted that the methods and results sections of the paper have been vastly improved and strengthened with new references and greater explanations. However, the introduction and conclusion still require improvements to be made.

Author Response


After reveiwing the changes made by the authors the following further ammendments are required for this paper to be up to a publishable standard:

- 1) The new references in the introduction are very broad and not related to the topic of educational tourism.
- I have made changes to the less relevant references to the introduction, which is seen in the first to third paragraph.*
- 2) The conclusion is still weak and lacks any real theoretical discussion. There needs to be reference to other research or theory.

In conclusion part, I have added the theory as a study material.

It should be noted that the methods and results sections of the paper have been vastly improved and strengthened with new references and greater explanations. However, the introduction and conclusion still require improvements to be made.

I've done improvement for introduction that can be seen in the first to third paragraphs, as well as the conclusions. As for grammar and syntax, overall has been proofread by MDPI English Editing by ID: English-1937.

Author Response File:  [Author Response.docx \(https://susy.mdpi.com/user/review/displayFile/2938204/QziXUPe4?file=author-coverletter&report=1915792\)](https://susy.mdpi.com/user/review/displayFile/2938204/QziXUPe4?file=author-coverletter&report=1915792)

Round 3

Reviewer 2 Report

Author appears to have addressed reviewers suggestions.

Submit to **Economies** (https://susy.mdpi.com/user/manuscripts/upload?form%5Bjournal_id%5D%3D151)

Review for **Economies** (<https://susy.mdpi.com/volunteer/journals/review>)

Edit a Special Issue (</journalproposal/sendproposalspecialissue/economies>)

View PDF



AUTHOR
services

MDPI Figure Editing:

Maximize the impact of your research results!



[Economies \(/journal/economies\)](#)

EISSN 2227-7099

Published by MDPI AG, Basel, Switzerland

[RSS \(/rss/journal/economies\)](#)

[E-Mail Table of Contents Alert \(/journal/economies/toc-alert\)](#)

Further Information

- [Article Processing Charges \(/apc\)](#)
- [Pay an Invoice \(https://payment.mdpi.com\)](https://payment.mdpi.com)
- [Open Access Policy \(/openaccess\)](#)
- [Terms of Use \(/about/termsfuse\)](#)
- [Terms and Conditions \(/about/terms-and-conditions\)](#)
- [Privacy Policy \(/about/privacy\)](#)
- [Contact MDPI \(/about/contact\)](#)
- [Jobs at MDPI \(/about/jobs\)](#)

Guidelines

- [For Authors \(/authors\)](#)
- [For Reviewers \(/reviewers\)](#)
- [For Editors \(/editors\)](#)
- [For Librarians \(/librarians\)](#)
- [For Publishers \(/publishing_services\)](#)
- [For Societies \(/societies\)](#)

MDPI Initiatives

- [Institutional Open Access Program \(IOAP\) \(/ioap\)](#)
- [Sciforum \(https://sciforum.net\)](https://sciforum.net)
- [Preprints \(https://www.preprints.org\)](https://www.preprints.org)
- [Scilit \(https://www.scilit.net\)](https://www.scilit.net)
- [MDPI Books \(https://www.mdpi.com/books\)](https://www.mdpi.com/books)
- [Encyclopedia \(https://encyclopedia.pub\)](https://encyclopedia.pub)
- [MDPI Blog \(http://blog.mdpi.com/\)](http://blog.mdpi.com/)

Follow MDPI

- [LinkedIn \(https://www.linkedin.com/company/mdpi\)](https://www.linkedin.com/company/mdpi)
- [Facebook \(https://www.facebook.com/MDPIOpenAccessPublishing\)](https://www.facebook.com/MDPIOpenAccessPublishing)
- [Open Access \(/openAccess\)](#)

View PDF

Subscribe to receive issue release notifications and newsletters from MDPI journals

Select Journal/Journals:

Select options

Your email address here...

Subscribe

Menu Search ↗

MENU



Title / Keyword	
Author / Affiliation	
Journal	Economies
Article Type	all

[Advanced \(/search?advanced&journal=economies\)](/search?advanced&journal=economies)

[Advanced \(/search?](/search?advanced&journal=economies)

[advanced&journal=economies\)](/search?advanced&journal=economies)

Search



(<http://ip-science.thomsonreuters.com/cgi-bin/jrnlist/jlresults.cgi?PC=MASTER&ISSN=2227-7099>)



[Volume 5, Issue 4 \(/2227-7099/5/4\)](#)

► Article Menu

Article Versions

- [Abstract \(/2227-7099/5/4/42\)](/2227-7099/5/4/42)
- [Full-Text PDF \(/2227-7099/5/4/42/pdf\)](/2227-7099/5/4/42/pdf) [1474 KB]
- [Full-Text HTML \(/2227-7099/5/4/42/htm\)](/2227-7099/5/4/42/htm)
- [Full-Text XML](#)
- [Full-Text Epub \(/2227-7099/5/4/42/epub\)](/2227-7099/5/4/42/epub)
- [Article Versions Notes \(/2227-7099/5/4/42/notes\)](/2227-7099/5/4/42/notes)

Related Info

- [Google Scholar \(https://scholar.google.com/scholar?q=Analysis%20of%20Supply%20and%20Demand%20to%20Enhance%20Educational%20Tourism%20Experience%20in%20the%20Smart%20Park%20of%20Yogyakarta%2C%20Indonesia\)](https://scholar.google.com/scholar?q=Analysis%20of%20Supply%20and%20Demand%20to%20Enhance%20Educational%20Tourism%20Experience%20in%20the%20Smart%20Park%20of%20Yogyakarta%2C%20Indonesia)
- [Order Reprints \(/2227-7099/5/4/42/reprints\)](/2227-7099/5/4/42/reprints)

More by Authors

- [on DOAJ](#)
- [on Google Scholar](#)
- [on PubMed](#)

Export Article

- [BibTeX](#)
- [EndNote](#)
- [RIS](#)

View PDF

[subject=From%20MDPI%3A%2022Analysis%20of%20Supply%20and%20Demand%20to%20Enhance%20Educational%20Tourism%20Experience%20in%20the%20Smart%20Park%20of%20Yogyakarta%2C%20Indonesia&https%3A%2F%2Fwww.mdpi.com/2227-7099/5/4/42](#)



([https://twitter.com/intent/tweet?](https://twitter.com/intent/tweet?text=%23mdpieconomies+Analysis+of+Supply+and+Demand+to+Enhance+Educational+Tourism+Experience+in+the+Smart+Park+of+Yogyakarta%2C+Indonesia+https%3A%2F%2Fwww.mdpi.com/2227-7099/5/4/42)

[text=%23mdpieconomies+Analysis+of+Supply+and+Demand+to+Enhance+Educational+Tourism+Experience+in+the+Smart+Park+of+Yogyakarta%2C+Indonesia+https%3A%2F%2Fwww.mdpi.com/2227-7099/5/4/42](https://twitter.com/intent/tweet?text=%23mdpieconomies+Analysis+of+Supply+and+Demand+to+Enhance+Educational+Tourism+Experience+in+the+Smart+Park+of+Yogyakarta%2C+Indonesia+https%3A%2F%2Fwww.mdpi.com/2227-7099/5/4/42))



([http://www.linkedin.com/shareArticle?mini=true&url=https%3A%2F%2Fwww.mdpi.com/2227-](http://www.linkedin.com/shareArticle?mini=true&url=https%3A%2F%2Fwww.mdpi.com/2227-7099/5/4/42)

[7099/5/4/42&title=Analysis%20of%20Supply%20and%20Demand%20to%20Enhance%20Educational%20Tourism%20Experience%20in%20the%20Smart%20Park%20of%20Yog](http://www.linkedin.com/shareArticle?mini=true&url=https%3A%2F%2Fwww.mdpi.com/2227-7099/5/4/42)



(<https://www.facebook.com/sharer.php?u=https://www.mdpi.com/2227-7099/5/4/42>)

Peer-Review Record

Analysis of Supply and Demand to Enhance Educational Tourism Experience in the Smart Park of Yogyakarta, Indonesia

Ani Wijayanti (/search?authors=Ani%20Wijayanti&orcid=0000-0001-6385-9945) ^{1,*}  (mailto:ani.awi@bsi.ac.id)  (https://orcid.org/0000-0001-6385-9945),
 Janianton Damanik (/search?authors=Janianton%20Damanik&orcid=) ²  (mailto:antondmk@yahoo.com),
 Chafid Fandeli (/search?authors=Chafid%20Fandeli&orcid=) ³  (mailto:chafidfandeli@gmail.com) and
 Sudarmadji (/search?authors=Sudarmadji&orcid=) ⁴  (mailto:sudarmadji@ugm.ac.id)

Reviewer 1: Anonymous

Reviewer 2: Anonymous

Reviewer 3: I Gusti Bagus Rai Utama

Reviewer 4: Aan Jaelani

Economies 2017, 5(4), 42; <https://doi.org/10.3390/economies5040042> (<https://doi.org/10.3390/economies5040042>)

Received: 19 May 2017 / Revised: 20 October 2017 / Accepted: 30 October 2017 / Published: 13 November 2017

(This article belongs to the Special Issue [Tourism Economics](#) (/journal/economies/special_issues/tourism_economics))

Round 1

Reviewer 1 Report

Grammar and Syntax

Better proof-read and edit needed to reduce some of the syntax & grammar errors; as well as enhance readability and clarity for the reader.

Introduction

Some of the cited literature and resources are a little dated (e.g. Jafar & Ritchie, 1981; Pitana & Gayatri, 2005) - recommend that authors critically discuss and review some of the more current literature related to the topic (e.g. McKercher & Tung, 2015; Crouch & Perdue, 2014, etc). It will serve to update some of the recent research and disciplinary focus on tourism studies.

Further, Figure 1 (Jafar & Ritchie, 1981) seems to be a scanned diagram - ensure that IP has been sought and approved from original authors.

There seems to be the interchange of terminology in terms of educational tourism, tourist experiences and visitor learning experiences. There can perhaps be clearer definition and articulation and/or focus on explaining educational tourism and its core components - as per indicated by the authors. For example, does the visitor educational and learning experience relate to interpretation as well? How about the notion of co-creation as briefly discussed by the authors? Additionally, perhaps there can be explanation of whether the emphasis is on formal or information learning aspects of educational tourism?

Literature Review

As per the comments above on the academic literature cited - there should be the inclusion and critique of more current literature and resources. Most of it is from the 2000s and earlier - scholarship and research into tourism education has progressed and developed significantly since then. For example regarding tourist experiences, there has been numerous more recent studies on the components of the tourist experience - e.g. Park & Santos, 2016, Kim, Ritchie & McCormick, 2012, Su, Lebrun, Bouchet, et al. (2016) and etc....

The discussion of the concepts relating to tourism supply and demand should be better discussed; and more clearly articulated within the context of educational tourism - presently, it seems to focus more on the tourist experience and destination management considerations.

Method

several errors observed and there seems to be some incomplete sentences? (E.g. lines 170 - 173). Figure 3 - I am not grasping the model (it is not in English? and / or not explained in the preceding paragraph? - non-English labels / variables / dimensions utilized should be explained on tourism education - you need to be able to clearly demonstrate the linkages of the dimensions of tourism demand, supply, activities and experiences towards that as per your research objectives.

Also further explain your data collection and sampling method; as well as how the 150 respondents were recruited for the study - this was not explained.

Results & Discussion / Conclusion

As per the observations above, there can be a clearer articulation of the implications for tourism education - most of the discussion was focused on the dimensions related to tourism experiences and demand vis-a-vis supply. Further explain its implications on visitor educational / learning outcomes and the notion of value co-creation (as per introduced in the earlier sections). Provide further recommendations for destination / site management on how they may be able to reduce the demand-supply gap indicated to enhance the educational tourism visitor outcomes.

Grammar and Syntax

Better proof-read and edit needed to reduce some of the syntax & grammar errors; as well as enhance readability and clarity for the reader.

Yes, we have checked the language of our manuscript generally.

Introduction

Some of the cited literature and resources are a little dated (e.g. Jafar & Ritchie, 1981; Pitana & Gayatri, 2005) - recommend that authors critically discuss and review some of the more current literature related to the topic (e.g. McKercher & Tung, 2015; Crouch & Perdue, 2014, etc). It will serve to update some of the recent research and disciplinary focus on tourism studies.

Yes, we added new references, there are; McKercher & Prideaux (2014) and Crouch & Perdue (2014).

Further, Figure 1 (Jafar & Ritchie, 1981) seems to be a scanned diagram - ensure that IP has been sought and approved from original authors.

I haven't chance to contact the author and I decided to drop off the diagram.

There seems to be the interchange of terminology in terms of educational tourism, tourist experiences and visitor learning experiences. There can perhaps be clearer definition and articulation and/or focus on explaining educational tourism and its core components - as per indicated by the authors. For example, does the visitor educational and learning experience relate to interpretation as well? How about the notion of co-creation as briefly discussed by the authors? Additionally, perhaps there can be explanation of whether the emphasis is on formal or information learning aspects of educational tourism?

Some revisions have done related to the term educational tourism that can be seen in paragraph 2. Meanwhile, on the terms of experience, has been added explanations that can be seen in paragraph 6. While co-creation itself is already in paragraph 7 and clarified in paragraph 8.

Literature Review

As per the comments above on the academic literature cited - there should be the inclusion and critique of more current literature and resources. Most of it is from the 2000s and earlier - scholarship and research into tourism education has progressed and developed significantly since then. For example regarding tourist experiences, there has been numerous more recent studies on the components of the tourist experience - e.g. Park & Santos, 2016, Kim, Ritchie & McCormick, 2012, Su, Lebrun, Bouchet, et al. (2016) and etc....

The discussion of the concepts relating to tourism supply and demand should be better discussed; and more clearly articulated within the context of educational tourism - presently, it seems to focus more on the tourist experience and destination management considerations.

Yes, we added new references.

Some literature have been added to enrich the literature sources, including Park & Santos (2016) and Kim, Ritchie & McCormick (2012). The concept of supply and demand has been described in paragraph 4 of the literature review section and supplemented with the description in paragraph 5.

Method

Better edit and proof read needed - several errors observed and there seems to be some incomplete sentences? (E.g. lines 170 - 173). Figure 3 - I am not grasping the dimensions in the path analysis model (it is not in English? and / or not explained in the preceding paragraph? - non-English labels / variables / dimensions utilized should be translated. Your topic focus was to be on tourism education - you need to be able to clearly demonstrate the linkages of the dimensions of tourism demand, supply, activities and experiences towards that as per your research objectives.

Also further explain your data collection and sampling method; as well as how the 150 respondents were recruited for the study - this was not explained.

The methodology has been revised, consist of;

1. *Proof read have been done generally*
2. *Incomplete sentences have been revised*
3. *Variables in path analysis have been translated in English*
4. *The variable dimensions are detailed in Table 3 (variable Description) along with survey results of 150 respondents.*

Results & Discussion / Conclusion

There can be a clearer articulation of the implications for tourism education - most of the discussion was focused on the dimensions related to demand and supply. Further explain its implications on visitor educational / learning outcomes and the notion of value co-creation (as per the literature review) to provide further recommendations for destination / site management on how they may be able to reduce the demand-supply gap indicated to visitor outcomes.

The results and discussion section have been revised.

The section has been added by instrument and normality data test. The influence of educational tourism visits to the tourist experience is seen from the results of path analysis. The analysis explains the direct and indirect effects between variables. Recommendations to minimize the gap between tourism demand and supply are explained in the conclusions section. Additionally, research limitations and contributions have also been added to the end of the article.

Author Response File:  Author Response.pdf (<https://susy.mdpi.com/user/review/displayFile/2925539/r6Jxgwaz?file=author-coverletter&report=1830455>)

Reviewer 2 Report

1/8/2019 Economies | Free Full-Text | Analysis of Supply and Demand to Enhance Educational Tourism Experience in the Smart Park of Yogyakarta...
The journal article "Analysis of Supply and Demand to Enhance Educational Tourism Experience in The Smart Park of Yogyakarta, Indonesia" attempts to analyse educational experiences of visitors to Taman Pintar, however it fails to fully answer its objectives. The article is not clean and requires a comprehensive edit. The introduction needs a section on the The Smart Park of Yogyakarta, to give the reader a sense of place. A case study description and location map would be sufficient.

The literature review would benefit from more current references and an improved link between the major theoretical concepts of Educational Tourism and supply and demand. Some current case studies of similar work in both fields would have improved the literature review.

The methodology needs much improvement. Firstly, there is no description of where/when/how the surveys were conducted. Survey questions need to be outlined or a sample survey attached as an appendix. The accidental sampling method needs more explanation along with the quantitative analysis process and model formulation. The study could have benefited from some qualitative components to reinforce the numbers and statistics provided by the survey data.

In the results section, the characteristics of respondents could be summarised in a table and the results illustrated in Figure 4 were very difficult to read and interpret. Figure 5 and the following calculation were confusing and require greater discussion.

The conclusion is largely descriptive and lacks any theory and should have contained several of the key references from the literature review. What were the key highlights from the research that you want the reader to be aware of? Limitations of study require more thought: Sample size? Time period? Number of stakeholders? Quantitative vs Qualitative? Contribution of study needs to focus on the articles contribution to a specific field of research.

Author Response

The journal article "Analysis of Supply and Demand to Enhance Educational Tourism Experience in The Smart Park of Yogyakarta, Indonesia" attempts to analyse educational experiences of visitors to Taman Pintar, however it fails to fully answer its objectives. The article is not clean and requires a comprehensive edit. The introduction needs a section on the The Smart Park of Yogyakarta, to give the reader a sense of place. A case study description and location map would be sufficient.

Yes, the introduction have been revised by adding some descriptions of educational tourism concepts, tourist experiences and supply and demand. Smart Park map has been added to provide a clear picture of the object of research.

The literature review would benefit from more current references and an improved link between the major theoretical concepts of Educational Tourism and supply and demand. Some current case studies of similar work in both fields would have improved the literature review.

Several literature have been added to enrich the literature sources, including McKercher & Prideaux (2014); Crouch & Perdue (2014); Park & Santos (2016); Kim, Ritchie & McCormick, 2012.

The methodology needs much improvement. Firstly, there is no description of where/when/how the surveys were conducted. Survey questions need to be outlined or a sample survey attached as an appendix. The accidental sampling method needs more explanation along with the quantitative analysis process and model formulation. The study could have benefited from some qualitative components to reinforce the numbers and statistics provided by the survey data.

Yes, the methodology have been improved as suggestion.

The first paragraph in the methodology section has been given additional descriptions of the object of the study, while the study time is seen in the year used as the field data source. The questionnaire question in the survey can be seen in table 3 which is supplemented with survey results. Meanwhile, sampling techniques have also been added in the first paragraph in the research methodology section.

In the results section, the characteristics of respondents could be summarised in a table and the results illustrated in Figure 4 were very difficult to read and interpret. Figure 5 and the following calculation were confusing and require greater discussion.

Yes, revision have been done.

Table characteristics of respondents have been added and presented in table 2. Table line regression analysis and path analysis diagram has been given additional explanation to make it easier to understand the results of the analysis.

View PDF

The conclusion is largely descriptive and lacks any theory and should have contained several of the key references from the literature review. What were the key highlights from the research that you want the reader to be aware of? Limitations of study require more thought: Sample size? Time period? Number of stakeholders? Quantitative vs Qualitative? Contribution of study needs to focus on the articles contribution to a specific field of research.

Yes, the conclusion have been revised and provided more explanation.

In the conclusion section has added some explanations, including limitations and contributions. As for the sample size has been added in the first paragraph in the methodology section.

Author Response File:  [Author Response.pdf \(https://susy.mdpi.com/user/review/displayFile/2938204/QziXUPe4?file=author-coverletter&report=1837080\)](https://susy.mdpi.com/user/review/displayFile/2938204/QziXUPe4?file=author-coverletter&report=1837080)

Reviewer 3 Report

Noted:

- 1) Problem statement is clear.
- 2) Research method did not explain clearly (minor revision)
- 3) Results and finding are good explanation.
- 4) The conclusion was clearly stated.

Author Response

Revisions have been made on several points as follows; 1. Abstract 2. English language and style 3. Literature review 4. Research methodology 5. Data Analysis

Author Response File:  [Author Response.docx \(https://susy.mdpi.com/user/review/displayFile/2938279/7a84pnbV?file=author-coverletter&report=1837082\)](https://susy.mdpi.com/user/review/displayFile/2938279/7a84pnbV?file=author-coverletter&report=1837082)

Reviewer 4 Report

Title:

The title is precise with the aim and scope of the journal on the economic sector, especially tourism as an industry, as well as relevant to the journal issue about the tourism economy, concise and specific about educational tourism experience located in The Smart Park of Yogyakarta.

Abstract:

The abstract has been structured in a structured manner, but the background description is less focused or long enough. **There is no short explanation of the method used** (not yet in accordance with the abstract structure: background-methods-results-conclusion as in *Instructions for Authors*).

Originality/Novelty:

The question has authenticity, **but it has not been defined clearly and well**. This article will contribute positively to the development of tourism education studies, in particular, the management of tourism sites that are integrated with the educational materials and values, ie tourism and learning about the environment that can not be found in educational places.

Significance:

Briefly, the result of the study are **interpreted long enough**, but the main conclusions are supported by the results.

The quality of Presentation:

The writing of articles has been properly prepared and the review literature provided is sufficiently authoritative and comprehensive to support the data and arguments presented in the research results. Nevertheless, the authors present only the results of the study and **do not present a contributory discussion** for the development of educational tourism studies from the analysis of future supply and demand.

View PDF

The design of the study has been prepared precisely and the method used in the form of exploratory studies. In the method section, there are four variables used, but **the authors do not briefly describe the indicators** of tourism demand (X1), tourism supply (X2), tourism activities (Y), and tourism experience (Z). The authors did not provide a record of the **instrument testing** of the questionnaire prepared (the questioner and the analysis were attached as a supplement). The author also gave **no detailed reason or description** about **the characteristics of respondents** as much as 150 people. Why from Senior High School and Junior High School? The completeness of the methods, tools, and instruments is important so that other researchers can reproduce for the development of this study.

Interest to the Readers:

The conclusion of the article can invite the reader further to read the entire article, especially the subject of educational tourism. This article offers the development of tourist attractions that not only aim to find entertainment or fun but also to provide educational values for the tourists.

Overall Merit:

Implementation of demand and supply analysis on educational tourism themes may encourage other researchers/authors widely to research in the development of this field.

Comments for author File:  [Comments.pdf \(https://susy.mdpi.com/user/review/displayFile/2938306/a58B64N7?file=review&coverletter&report=1837085\)](https://susy.mdpi.com/user/review/displayFile/2938306/a58B64N7?file=review&coverletter&report=1837085)

Author Response

Revisions have been made on several points as follows; 1. Abstract 2. English language and style 3. Literature review 4. Research methodology 5. Data Analysis

Author Response File:  [Author Response.docx \(https://susy.mdpi.com/user/review/displayFile/2938306/a58B64N7?file=author-coverletter&report=1837085\)](https://susy.mdpi.com/user/review/displayFile/2938306/a58B64N7?file=author-coverletter&report=1837085)

Round 2**Reviewer 1 Report**

The Authors have made an effort to address the concerns of the reviewer(s) and have inserted some current academic literature and conceptual support to the manuscript. However, I feel that there can be better integration between the new (inserted) segments and the previous (existing) segments). Some of the flow was a little disjointed and incoherent. Additionally, the new (added) sections and some of the textual discussions had noticeable syntax and grammatical errors and/or inconsistencies. This affected the readability and clarity for the reader. Sending to a professional technical editor will help to improve the manuscript.

Author Response

The Authors have made an effort to address the concerns of the reviewer(s) and have inserted some current academic literature and conceptual support to the manuscript. However, I feel that there can be better integration between the new (inserted) segments and the previous (existing) segments). Some of the flow was a little disjointed and incoherent. Additionally, the new (added) sections and some of the textual discussions had noticeable syntax and grammatical errors and/or inconsistencies. This affected the readability and clarity for the reader. Sending to a professional technical editor will help to improve the manuscript.

I have made changes to the introduction section especially seen in 1st to 3rd paragraph and conclusion part, I've added a theory review. For improving grammar and syntax generally, I have sent article to MDPI English editing by ID: English-1937. Please review my article. Hopefully there is a significant improvement and able to publish. Looking forward to hearing from you.

Author Response File:  [Author Response.docx \(https://susy.mdpi.com/user/review/displayFile/2925539/r6Jxgwaz?file=author-coverletter&report=1915803\)](https://susy.mdpi.com/user/review/displayFile/2925539/r6Jxgwaz?file=author-coverletter&report=1915803)

Reviewer 2 Report

After reviewing the changes made by the authors the following further amendments are required for this paper to be up to a publishable standard:

- 1) The new references in the introduction are very broad and not related to the topic of educational tourism.
- 2) The conclusion is still weak and lacks any real theoretical discussion. There needs to be reference to other research or theory.

It should be noted that the methods and results sections of the paper have been vastly improved and strengthened with new references and greater explanations. However, the introduction and conclusion still require improvements to be made.

Author Response

After reviewing the changes made by the authors the following further amendments are required for this paper to be up to a publishable standard:

- 1) The new references in the introduction are very broad and not related to the topic of educational tourism.

I have made changes to the less relevant references to the introduction, which is seen in the first to third paragraph.

- 2) The conclusion is still weak and lacks any real theoretical discussion. There needs to be reference to other research or theory.

View PDF

theory as a study material.

It should be noted that the methods and results sections of the paper have been vastly improved and strengthened with new references and greater explanations. However, the introduction and conclusion still require improvements to be made.

I've done improvement for introduction that can be seen in the first to third paragraphs, as well as the conclusions. As for grammar and syntax, overall has been proofread by MDPI English Editing by ID: English-1937.

Author Response File:  [Author Response.docx \(https://susy.mdpi.com/user/review/displayFile/2938204/QziXUPe4?file=author-coverletter&report=1915792\)](https://susy.mdpi.com/user/review/displayFile/2938204/QziXUPe4?file=author-coverletter&report=1915792)

Round 3**Reviewer 2 Report**

Submit to *Economies* (https://susy.mdpi.com/user/manuscripts/upload?form%5Bjournal_id%5D%3D151)

Review for *Economies* (<https://susy.mdpi.com/volunteer/journals/review>)

Edit a Special Issue (</journalproposal/sendproposalspecialissue/economies>)



[Economies \(/journal/economies\)](/journal/economies)

EISSN 2227-7099

Published by MDPI AG, Basel, Switzerland

[RSS \(/rss/journal/economies\)](/rss/journal/economies)

[E-Mail Table of Contents Alert \(/journal/economies/toc-alert\)](/journal/economies/toc-alert)

Further Information

[Article Processing Charges \(/apc\)](/apc)

[Pay an Invoice \(https://payment.mdpi.com\)](https://payment.mdpi.com)

[Open Access Policy \(/openaccess\)](/openaccess)

[Terms of Use \(/about/termsfuse\)](/about/termsfuse)

[Jobs and Conditions \(/about/termsfuse\)](/about/termsfuse)

View PDF

[Jobs at MDPI \(/about/jobs\)](/about/jobs)

Guidelines

[For Authors \(/authors\)](/authors)

[For Reviewers \(/reviewers\)](/reviewers)

[For Editors \(/editors\)](/editors)

[For Librarians \(/librarians\)](/librarians)

[For Publishers \(/publishing_services\)](/publishing_services)

[For Societies \(/societies\)](/societies)

MDPI Initiatives

[Institutional Open Access Program \(IOAP\)](#) ([/ioap](#)).

[Sciforum](https://sciforum.net) (<https://sciforum.net>)

[Preprints](https://www.preprints.org) (<https://www.preprints.org>)

[Scilit](https://www.scilit.net) (<https://www.scilit.net>)

[MDPI Books](https://www.mdpi.com/books) (<https://www.mdpi.com/books>)

[Encyclopedia](https://encyclopedia.pub) (<https://encyclopedia.pub>)

[MDPI Blog](http://blog.mdpi.com/) (<http://blog.mdpi.com/>).

Follow MDPI

[LinkedIn](https://www.linkedin.com/company/mdpi) (<https://www.linkedin.com/company/mdpi>)

[Facebook](https://www.facebook.com/MDPIOpenAccessPublishing) (<https://www.facebook.com/MDPIOpenAccessPublishing>)

[Twitter](https://twitter.com/MDPIOpenAccess) (<https://twitter.com/MDPIOpenAccess>)

Subscribe to receive issue release notifications and newsletters from MDPI journals

Select Journal/Journals:

Select options ▼

Your email address here...

Subscribe

© 1996-2019 MDPI (Basel, Switzerland) unless otherwise stated

View PDF

Article

Analysis of Supply and Demand to Enhance Educational Tourism Experience in the Smart Park of Yogyakarta, Indonesia

Ani Wijayanti ^{1,*} , Janianton Damanik ², Chafid Fandeli ³ and Sudarmadji ⁴¹ Graduate School of Tourism, Gadjah Mada University, Yogyakarta 55281, Indonesia² Social and Political Sciences Department, Gadjah Mada University, Yogyakarta 55281, Indonesia; antondmk@yahoo.com³ Forestry Department, Gadjah Mada University, Yogyakarta 55281, Indonesia; chafidfandeli@gmail.com⁴ Geography Department, Gadjah Mada University, Yogyakarta 55281, Indonesia; sudarmadji@ugm.ac.id

* Correspondence: ani.awi@bsi.ac.id; Tel.: +62-81-804-112254

Academic Editor: Juan Ignacio Pulido Fernández

Received: 19 May 2017; Accepted: 30 October 2017; Published: 13 November 2017

Abstract: The Smart Park (also known as Taman Pintar) is a major educational tourist destination in Yogyakarta, which offers a variety of attractions that are very interesting for tourists. The main purpose of tourists visiting Smart Park is to obtain an educational tourism experience. This subjective experience raises specific challenges for Smart Park as it works towards being a competitive destination. The purpose of this study is to analyze the aspects of the educational tourism experience that are affected by tourism demand and supply. Data were collected from surveys that were sent to 150 respondents and were analyzed using path analysis. The results show that tourism demand and supply contributed to the variation of tourism activities by 45.1%, while the remaining was explained by other variables, such as national budget, local budget, ticket sale, and cooperation with some stakeholders. Tourism supply had a higher effect than tourism demand. Tourism demand did not particularly affect tourism experience. However, the results of the path analysis indicate that tourism supply had direct and indirect effects on tourism experience through the variation of tourism activities, with the indirect effect being the most predominant. In the management of Smart Park, there is still a gap between tourism demand and supply, so the tourism experience has not been maximized to its full potential.

Keywords: educational tourism; tourism supply and demand; experience; tourism activities

JEL Classification: C12; P46; Z32

1. Introduction

Tourism is a temporary movement of people to a destination outside of their residence to carry out activities during their stay in the destination, which also requires the preparation of facilities to meet their needs (Pitana and Gayatri 2005). Tourism education is one type of tourism that is mostly found in the city of Yogyakarta. Educational tourism activities vary, ranging from the recognition of schools, customs, and language learning, to seminar and research activities (Wang and Li 2008). The purpose of educational tourism is to recognize education and research, so schools, colleges, and historical sites are often chosen as destinations (Wang and Li 2008). In the world of education, tourism is closely related to academic subjects, such as geography, economics, history, language, psychology, marketing, business, and law. The integration of a number of subjects with tourism studies is essential in enhancing the understanding of tourism and its scope (PSHE 2013).

Educational tourism is one of the most popular tourism businesses in Yogyakarta as a cultural and educational city. The data collected from the Central Bureau of Statistics in a specific region of Yogyakarta show that the number of tourists increased by 17.90% from 2013 to 2014 (3,346,180 people). From the 2013 statistical data, the number of tourists has almost doubled during the last five years (Central Bureau of Statistics (2013)). Educational tours serve as a means of improving academic standards (Smith 2013) so that the study tour program becomes a routine agenda and a part of the school curriculum or an extracurricular activity. The 'Educational Tour' is a program that combines elements of tourism activities with educational content. This program is packed in the form of extracurricular activities in the form of visits to several attractions.

The motivation of tourists to be educational tourists is categorized in several aspects, namely physical, cultural, social, spiritual, and fantasy (Ritchie 2003). In addition, there are two main factors that affect the motivation of tourists, which are namely the demand and supply of educational tourism itself. Tourism demand consists of travel preparation, movement, accommodation and catering, activities at the destination, purchase and personal needs, as well as recording and preserving impressions (Yoeti 2008). Tourism supply includes natural amenities, historical, cultural, religious, infrastructure, means of access and transport facilities, superstructure, and people's way of life. The suitability of demand and supply affects the realization of an optimal tourist experience, which ultimately impacts the satisfaction of tourists and their desire to return. The management of a tourist destination is said to be successful if they are able to offer tourism supply according to the tourists' demands. In this case, the management of tourist destinations in the city of Yogyakarta face considerable challenges in balancing the demand and supply. The demand for educational tourism itself is too broad and diverse to be satisfied by a destination, which can have negative impacts on tourism products in some cases. For example, the forms of traditional arts have changed, lost their meaning, and are no longer authentic due to mass production as one of the efforts to meet tourists' demands (Timothy and Nyaupane 2009). The tourists' main demand is to obtain an educational tourism experience to enhance the understanding about a number of subjects in school.

Smart Park is one of the famous educational tourism destinations in Yogyakarta. Smart Park is the most comprehensive Science Center in Southeast Asia, because it covers several areas of science, including history, physics, biology, math, and chemistry. Smart Park provides learning rides for preschool to high school students. The park is a center of technology-based science and is built with the concept of integrated regional development, while providing space for expression in a friendly educational atmosphere. Smart Park was built in 2003 on a land of 1.2 hectares. The Park is located in strategic area at Panembahan Senopati Street, Yogyakarta, as shown in Figure 1.

The main purpose of tourists visiting Smart Park is to learn, such as in arts, culture, history, and technology. The experiences are subjective as Smart Park cannot give such experiences, but can only create an environment where tourists can actually have these types of experience. The educational tourism experience in Smart Park is the result of tourist interaction during visiting Smart Park (Parahalad and Ramaswamy 2004). The experience itself is manifested because of tourist involvement in various tourist activities (Poulsson and Kale 2004; Echeverri 2005; Brunner-Sperdin and Peters 2009). In this case, Smart Park should understand how to create circumstances that will enhance the experience of tourists (Mossberg 2007).

Given the importance of experience in tourism, the purpose of this study is to find out the extent of educational tourism experience is perceived by tourists through some tourism attractions that are offered by Smart Park Yogyakarta. Tourism can be defined as a complete range of the tourism experience from the departure to the return (TPRG 2003; TPDS 2007). In this case, the experience is the main product that must be managed appropriately by Smart Park to be a competitive destination by designing and providing a memorable tourism experience (Verma et al. 2002). This is one of co-created tourist experience in order to create a sustainable tourist experience.

The co-creation experience is strongly influenced by tourism supply and demand. Larsen (Larsen 2007) conveys the concept of the tourism experience, including expectation, events, and

memories. The expectation in this case is the tourism demand. The events and memories are strongly influenced by the availability of products (i.e., tourism supply). The experience of tourists will be optimized if the manager is able to meet the demand of tourists through the availability of tourist products. Efforts to improve the experience of tourists are strongly influenced by the availability of products and the combination of tourism activities (Dwyer and Kim 2003).

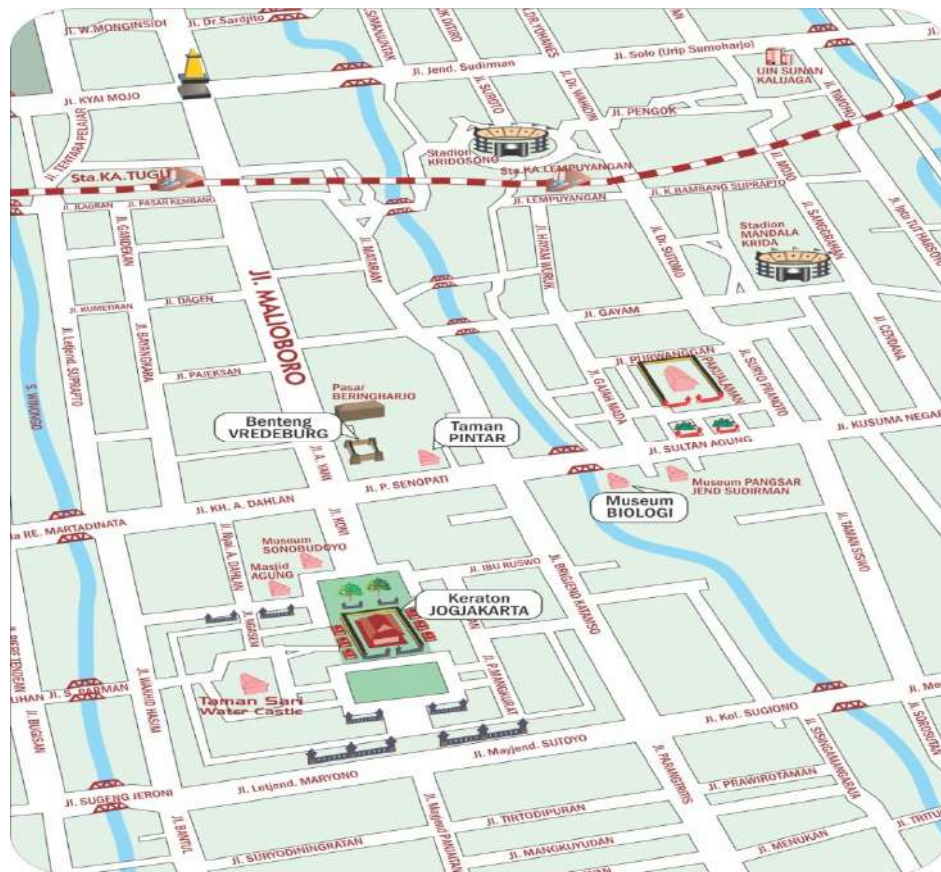


Figure 1. Map of Smart Park, Yogyakarta, Indonesia.¹

2. Literature Review

The market share of the educational tourism is divided into several groups of tourists (i.e., adults, elderly, school students and university students) (Ritchie 2003). Meanwhile, Ankomah and Larson (Ankomah and Larson 2002) divided the market share of educational tourism into three categories, which are namely domestic, Europe, and North America.

The products of educational tourism are those that are able to provide an active learning experience as the main objective to be achieved in educational tourism. According to Cohen (Cohen 2008), there are two aspects of education in educational tourism programs, which are the experience and interaction. Tourism products are a mix of different goods and services that are offered as the experience activities for tourists (Cooper and Hall 2008). Educational tourism products have three dimensions, including core products, tangible products, and additional products (Swarbrooke 2002). The core products are those that offer some educational and learning experiences, which are namely the tourism attractions. Tangible products are the core ones, which are packaged into a tour package, while additional products

¹ Source: reproduce using online sources: <https://bakung16.files.wordpress.com/2008/03/peta-quantum-service.jpg>.

are all additional tangible and intangible services. As one of the educational tourism products, accommodation has relatively simple and inexpensive characteristics, but are able to make social and cultural coordination for tourists, such as home stay (Taylor 2006).

The concept of tourism supply and demand is very useful to create an environment for the development of tourism. Experience becomes the most important factor that can be improved through the provision of attractions, mix of activities, and supporting factors. Supply and demand refer to the ability of a destination to provide social, physical, and economic benefits to the population, as well as a satisfying experience for tourists. The concept of supply and demand is also referred to by other researchers as the concept of attractiveness and competitiveness (Vengesai 2003). Attractiveness focuses on the demand of tourists and the aspects that attract them to a variety of destinations (Formica 2001), while competitiveness focuses more on the ability of a destination to provide products that can be accepted by tourists, which is often called tourism supply (Kozak and Rimmington 1999). The concept can be seen from two different perspectives. Namely, the attractiveness is seen from the perspective of tourists, while competitiveness is seen from the perspective of the tourist destination (Buhalis 2000). A combination of supply and demand can increase the popularity of a destination. Tourism supply, as an element of competitiveness, refers to the ability of a destination to present a more satisfying tourism experience as compared to other destinations (Hassan 2000).

Over the last two decades, the combination of tourism and information and communication technologies (ICT) has led to considerable changes in tourists' behaviour, which has positively contributed to the growth in tourist demand (Ramos and Rodrigues 2013). The tourism demand is a key determinant of business profitability as a very important element in all of the planning activities (Song and Turner 2006). The tourism demand facilitates economic planners in minimizing the risk of making decisions on the future (Frechtling 2001). An approach based on the concept of supply and demand is very appropriate for enhancing the competitive advantage of tourism destinations. This approach is very useful for determining the appropriate comparisons between investments to be made by managers and what customers look for in a destination.

The main interesting element of a destination is attraction. Attraction is the main motivation for tourists to visit a destination and one of the reasons for selecting a destination (Crouch and Ritchie 1999). Attraction is categorized into five major groups, which are namely cultures, nature, events, recreations, and entertainment (Goeldner and Ritchie 2006). Destination managers play an important role in terms of designing tourism attractions using their initiative and creativity. Offering more tourism attractions will result in tourists staying longer and a greater tourist experience being gained.

Every single traveler has a unique and different personal experience, due to travel planning and post-trips differing greatly (Park and Santos 2016). The tourists' experiences are experienced by the environment of the experience, in which personnel, other tourists, physical environment, products/souvenirs, and themes play a major role (Mossberg 2007). Environment as a product of experience is needed by tourists. They need a safe environment with employees focusing on customers and services, as well as closely cooperating with various parties. Each tourism product provides different experiences for each individual. The assessment of the experience can be seen from the uniqueness of the attraction offered. Destinations with great uniqueness attract visitors, so that they want to spend more time to visit. There are different experience scales that are applicable to each destination, including hedonism, refreshment, local culture, meaningfulness, knowledge, involvement, and novelty (Kim et al. 2012).

Tarssanen (Tarssanen 2005) stated that tourism is multisensory in nature, which results in a comprehensive and positive emotional experience to prove the tourists with a sense of personal transformation. The combination of tourists' experiences is developed to be the perceived image, which can be used to determine the ability of destinations to attract visitors (Horriagan 2009). The image itself is an important element for tourists in selecting a tourism destination (Kamenidou et al. 2009).

Tourism is actually a network and tourists are the individuals who operate in an experimental environment. Therefore, the conception of a co-created experience is very appropriate to apply in of the management of a destination (Van der Duim 2007). The concept provided added value for all of the stakeholders in addition to contributing to the uniqueness and originality of a tourism destination because it is difficult to imitate in other places (Berry et al. 2002). In addition to define the elements in the concept of experience, a set of organizational activities is required to support the presentation of emotional characteristics, behaviors, and other relevant experience performance (Stuart and Tax 2004).

Aho (Aho 2001) developed four core elements of the tourism experience, including emotional experience, learning, practical experience, and transformational experience. However, the tourism experience is frequently in a short and non-continuous period (Ritchie and Hudson 2009). Tourists are generally more motivated by the initial experience through strong mental and emotional impacts instead of the physical characteristics of a tourism destination (Oh et al. 2007). Urry (Urry 2002) argued that tourism incorporates two elements, namely landscapes and senses, which involve multiple senses as the important components of tourism experience. Larsen (Larsen 2007) suggested that the concept of tourism experience includes expectations, events and memories. Brunner-Sperdin and Peters (Brunner-Sperdin and Peters 2009) stated that service delivery is critical in shaping the tourism experience.

Sharing positive experiences in social media has a positive effect on travelers, while unsatisfactory experiences are also able to reduce negative perceptions about travel that ultimately improves post-travel evaluation (Kim and Fesenmaier 2015). The experience and satisfaction of tourists are seen as the aspects that serve as the strategic steps in designing tourism products. Satisfaction comes from customer feelings and expectations as compared to reality. In this case, feedback from tourists and tourism service providers are necessary for assessing the tourists' experience and satisfaction. In view of experience, consumers are the focus in product management and are capable of creating the experience (Parahalad and Ramaswamy 2004).

3. Method

This is an explanatory study using four variables, including tourism demand (X_1), tourism supply (X_2), tourism activities (Y), and tourism experience (Z). This was conducted by using a path analysis to analyze the effect of tourism demand and supply on tourism experience directly and indirectly through changing the tourism activities in Smart Park, Yogyakarta, Indonesia (Ghozali 2008). Data were collected by distributing questionnaires to 150 respondents. The survey was conducted on tourists visiting Smart Park, who were selected using the accidental sampling technique. The sample is selected to have a minimum age of 12 years. Most of the selected respondents are junior and senior high school students, who are conducting study tours. Data were analyzed using the Statistical Package for the Social Sciences (SPSS) through two stages, which are namely a multiple linear regression analysis and a path analysis. Regression analysis was carried out to examine the effect of tourism demand and supply as independent variables on tourism activity as a dependent variable. The equation of multiple linear regression analysis was formulated as follows: $Y = \beta_{X_1Y}X_1 + \beta_{X_2Y}X_2 + \varepsilon_1$. Meanwhile, a path analysis was carried out to test the direct or indirect effect using the comparison of values β_{X_nZ} and $\beta_{X_nY} \cdot \beta_{YZ}$. If $\beta_{X_nZ} > \beta_{X_nY} \cdot \beta_{YZ}$, the effect was dominantly direct and for $\beta_{X_nZ} < \beta_{X_nY} \cdot \beta_{YZ}$, the effect was dominantly indirect, where X , Y and Z are latent variables; β is the path coefficient and ε is an estimated error.

The diagram of path analysis model constructed in this study can be seen in Figure 2.

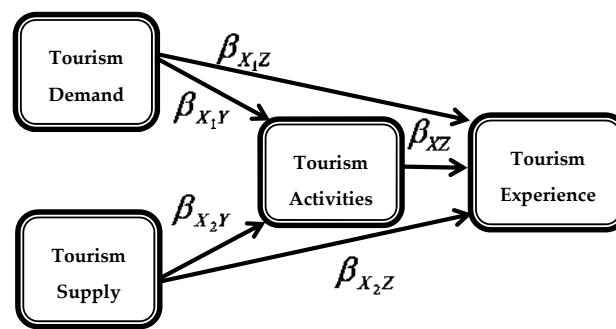


Figure 2. Diagram of Path Analysis Model. Source: Redesign Model based on theory of [Dwyer and Kim \(2003\)](#) and [Vengesai \(2003\)](#).

The measurement instrument is made on a four-point Likert scale, to measure the attitude, opinions, and perceptions of tourists in Smart Park against the four variables as a symptom or phenomenon being measured ([Riduwan 2009](#)). A score for the category of answer statements can be seen in Table 1.

Table 1. Likert Scale.

Variable/Score	Choice of Answers			
	1	2	3	4
Tourism Demand	Strongly Disagree	Disagree	Agree	Strongly Agree
Tourism Supply	Strongly Disagree	Disagree	Agree	Strongly Agree
Tourism Activities	Strongly Disagree	Disagree	Agree	Strongly Agree
Tourism Experience	Strongly Disagree	Disagree	Agree	Strongly Agree

Source: [Riduwan \(2009\)](#).

4. Results and Discussion

4.1. Characteristics of Respondents and Description of Variables

Based on the results of the study, most visitors were 12–24 years old (78.7%), with the educational levels of senior high school (40.7%) and junior high school (33.3%), as shown in Table 2.

Table 2. Characteristics of respondents.

No	Description	Frequency (People)	Percentage (%)	No	Description	Frequency (People)	Percentage (%)
1	Gender			4	Origin		
	Male	54	36.0		Yogyakarta	34	22.7
	Female	96	64.0		Beyond Yogyakarta, in Java Island	103	68.7
2	Age			5	Education		
	12–40 Th	118	78.7		Beyond Java Island	3	8.7
	25–34Th	19	12.7		Junior High School	50	33.3
	35–44 Th	6	4.0		Senior High School	61	40.7
	45–54 Th	6	4.0		Diploma	12	8.0
	55–64 Th	1	0.7		Bachelor	21	14.0
					Postgraduate	1	0.7
3	Marital Status			6	Frequency of Visits		
	Married	29	19.3		1 time	72	48.0
	Unmarried	121	80.7		2–3 times	62	41.3
				> 3 times	16	10.7	

Note: field survey by authors, 2016.

The variables have their descriptions explained in Table 3. This table describes the tourists' perception of the four research variables. The greatest demand from tourists (80%) was to obtain the experience of learning art, culture, and new language. A total of 80% of tourists stated that educational tourism attractions vary widely. Experiences in arts, culture, history, and new technology were demanded by 70%, but some respondents (44.7%) perceived that the level of experience is still low, particularly in language learning. There is still a gap between the demand and supply of educational tourism, which is an important recommendation for the management of Smart Park.

Table 3. Variables Description.

Questionnaire Item/Likert Scale	1		2		3		4		Questionnaire Item/Likert Scale	1		2		3		4	
	F	%	F	%	F	%	F	%		F	%	F	%	F	%	F	%
Tourism Demand (X1)									Tourism Supply (X2)								
Souvenirs	8	5.3	17	11.3	779	52.6	46	30.7	Educational tourism	7	4.7	7	4.7	73	48.7	63	42.9
Transportation	13	8.7	31	20.7	58	38.7	48	32.0	Transportation	8	5.3	28	18.7	88	58.7	26	17.3
Pilgrimage Activities	20	13.3	50	33.3	64	42.7	16	10.7	Accommodation	14	9.3	30	20.0	77	51.3	29	19.3
Learn and Culture	10	6.7	30	20.0	77	51.3	33	22.0	Special needs facilities	6	4.0	10	6.7	97	64.7	37	24.7
Conference/meeting	3	2.0	20	13.3	83	55.3	44	29.3	Toilet	10	6.7	21	14.0	85	56.7	34	22.7
Learn new language	4	2.7	23	15.3	80	53.3	43	28.7	Souvenirs	8	5.3	23	15.3	77	51.3	42	28.0
Information Services	28	18.7	72	48.0	39	26.0	11	7.3	Photographers services	20	13.3	46	30.7	67	44.7	17	11.3
Culinary services	22	14.7	64	42.7	50	33.3	14	9.3	Parking area	10	6.7	52	34.7	72	48.0	16	10.7
Learn new technology	10	6.7	29	19.3	82	54.7	29	19.3	Culinary services	7	4.7	29	19.3	86	57.0	28	18.7
Photographer services	24	10.0	46	30.7	61	40.7	19	12.7	Information services	6	4.0	22	14.7	88	58.7	34	22.7
Tourism Activities (Y)									Tourism Experience (Z)								
Pilgrimage activities	5	3.3	11	7.3	91	60.7	43	28.7	Learning language	19	12.7	64	42.7	49	32.7	18	12.0
Conference/meeting	7	4.7	33	22.0	86	57.3	24	16.0	Learning art and culture	10	6.7	35	23.3	73	48.7	32	21.3
Learn history	19	12.7	58	38.7	65	43.3	8	5.3	Learning new technology	6	4.0	37	24.7	67	44.7	40	26.7
Learn new language	1	0.7	33	22.0	91	60.7	25	16.7	Learning history	9	6.0	45	30.0	62	41.3	34	22.7
Learn art and culture	20	13.3	49	32.7	68	54.3	13	8.7	Pilgrimage activities	26	18.0	61	40.7	44	29.3	18	12.0
Field study/research	2	1.3	16	10.7	79	52.7	53	35.3	Involved with local communities	14	9.3	45	30.0	64	42.7	27	18.0
Learn new technology	2	1.3	10	6.7	74	59.3	64	42.7									

Note: Field survey by authors, 2016.

4.2. Instrument Test

Instrument testing was conducted on 30 respondents, including a validity and reliability test. The validity test is conducted by comparing correlated-item total correlation with *r*-table values, which have 30 respondents that are equal to 0.374. The reliability test was conducted by comparing the value of Cronbach Alpha to a critical value of 0.6. Table 4 shows that questionnaires are valid and reliable, since the value of all correlated-item total correlations is greater than 0.374 and the Cronbach Alpha value is greater than 0.6.

Table 4. Instrument Test.

Validity Test							
Questionnaire Item	Correlated-Item Total Correlation	Questionnaire Item	Correlated-Item Total Correlation	Questionnaire Item	Correlated-Item Total Correlation	Questionnaire Item	Correlated-Item Total Correlation
X1.1	0.651	X2.1	0.610	Y1	0.592	Z1	0.759
X1.2	0.458	X2.2	0.546	Y2	0.774	Z2	0.883
X1.3	0.791	X2.3	0.758	Y3	0.757	Z3	0.841
X1.4	0.512	X2.4	0.636	Y4	0.678	Z4	0.724
X1.5	0.386	X2.5	0.829	Y5	0.460	Z5	0.666
X1.6	0.791	X2.6	0.755	Y6	0.783	Z6	0.594
X1.7	0.486	X2.7	0.787	Y7	0.418		
X1.8	0.508	X2.8	0.780				
X1.9	0.548	X2.9	0.861				
X1.10	0.791	X2.10	0.612				
Reliability Test							
Research Variable				Cronbach Alpha			
X1				0.743			
X2				0.771			
Y				0.756			
Z				0.785			

Note: Field survey by authors, 2016.

4.3. Normality Data Test

The normality data test is conducted to understand the distribution of normal data, which is required for further data analysis. Figure 3 shows that the data were normally distributed. In the Normal P-P Plot, the data is spread around the diagonal line and follows the direction of the diagonal line, so that the regression model meets the assumption of normality data. In the scatter plot, the data spread evenly and did not form a certain pattern, so that the data were assumed to be normal and feasible for data analysis.

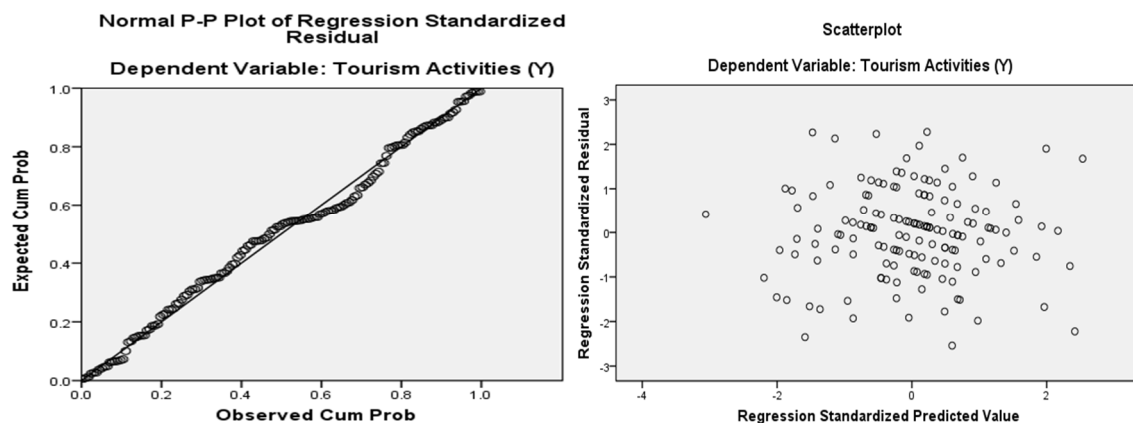


Figure 3. Normal PP-Plot and scatter plot. Source: field survey by authors, 2016.

4.4. Data Analysis

Data analysis using SPSS was performed in two stages, which are namely a regression analysis and a path analysis. The results of a multiple linear regression analysis can be seen in Table 5.

Table 5. Coefficients ^a (Multiple Linear Regression Analysis).

Model	Unstandardized Coefficients		Standardized Coefficients	<i>t</i> (Partial Effect)	Significance
	B (Regression Coefficient)	Standard Error	Beta		
(Constant)	13.961	1.693		8.249	0.000
Tourism Demand (X1)	−0.045	0.058	−0.066	−0.780	0.437
Tourism Supply (X2)	0.263	0.054	0.411	4.855	0.000

^a Dependent variable: Tourism Activities (Y). Source: field survey by authors, 2016.

The linear regression equation was formulated as follows: $Y = -0.66X_1 + 0.411X_2 + E$. This equation means that an increase in tourism demand by one unit will reduce the tourism activities by 0.66. Meanwhile, an increase in tourism demand by one unit will reduce the tourism activities by 0.411. Overall, it can be interpreted that the tourism demand did not partially affect the choice of tourist activities. The effect of tourism demand and supply can be seen in the significance values of *t*-statistic and *f*-statistic. The results of the analysis show that the tourism demand in Smart Park did not partially affect tourism activities (*t*-value = 0.437), while tourism supply significantly affected tourism activities (*t*-value < 0.05; Table 1). However, the tourism demand and supply simultaneously affected the tourism activities in a significant way (*t*-value < 0.95; Table 6).

Table 6. Anova ^b (Analysis of Variance).

Model	Sum of Squares	Df (Degree of Freedom)	Mean Square	F (Simultaneous Effect)	Significance
Regression	200.449	2	100.225	12.911	0.000 ^a
Residual	1141.124	147	7.763		
Total	1341.573	149			

^a Predictors: (Constant), Tourism Supply (X2), Tourism Demand (X1); ^b Dependent Variable: Tourism Activities (Y). Source: field survey by authors, 2016.

The results of the study showed that tourists in Smart Park had a very high level of demand for the tourism attractions that provide arts, culture, and language experiences (80%). However, the experience of learning a new language was demanded by less than 50% of tourists. Smart Park has not designed and provided a tourism experience to be the main product to achieve a competitive destination (Verma et al. 2002). The concept of experience is very important, because it is able to create the unique tourism products that are difficult to imitate by other destinations. The management of Smart Park has designed various educational tourism activities using the product supply as the main element, while tourism demand still plays no strong role. A combination of tourism supply and demand is required in the management of destinations because it can increase the popularity of a destination (Hassan 2000). The ability of tourism demand and supply to explain tourism activity can be seen from the R-value in the model summary table (Table 7).

Table 7. Model summary.

Model	R (Determinant Coefficient)	R Square	Adjusted R Square	Standard Error of the Estimate
	0.451 ^a	203	192	3.40011

^a Predictors: (Constant), Tourism Activities (Y), Tourism Demand (X1). Source: field survey by authors, 2016.

The R-value was 0.451, which means that the choice of tourism activities was partially determined (45.1%) by variables of tourism demand and supply, while the remaining of 54.9% was explained by other variables that were not examined in the study. From the results of the survey, other variables that affected the variation of tourism activities were budgets, including the national and local budgets, ticket sale, room rental, government subsidies, and cooperation with other parties. Smart Park has collaborated with PT Sarihusada Generasi Mahardhika (PT SGM) in developing several areas. It has also collaborated with educational institutions in developing tourism attractions, especially a puppet stage attraction that is performed by students of Sanata Dharma University Yogyakarta using an English dialogue. The path analysis was conducted to determine the direct or indirect effect of tourism supply on tourism activities, the results of which are shown in Table 8.

Table 8. Coefficients ^a (Path Analysis).

Model	Unstandardized Coefficients		Standardized Coefficients	t (Partial Effect)	Significance
	B (Regression Coefficient)	Standard Error	Beta		
(Constant)	3.224	2.202		1.464	0.145
Tourism Supply (X2)	0.095	0.064	0.117	1.471	0.143
Tourism Activities (Y)	0.495	0.100	0.393	4.932	0.000

^a Dependent Variable: Tourism Experience (Z). Source: field survey by authors, 2016.

Table 8 shows the path analysis of the three variables, which are namely tourism supply, tourism activities, and tourism experiences. The tourism demand variable is not involved because the coefficient value in the first regression process was a negative number of −0.045. The results of the analysis in Table 8 are used as a reference in creating path diagrams and calculating direct and indirect effects. The path diagram of the analysis results can be seen in Figure 4.

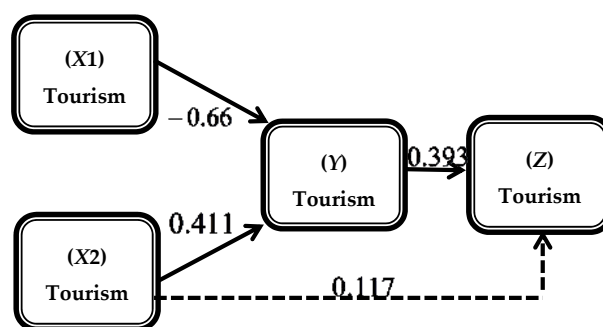


Figure 4. Diagram of Path Analysis. Result of data analysis using SPSS.

The diagram of the path analysis model in Figure 4 shows that the tourism supply directly and indirectly affected the tourism experience in Smart Park. The indirect effect was more dominant than the direct one, as shown by the following calculation.

$$\beta_{X_2Z} = 0.117$$

$$\beta_{X_2Y} \cdot \beta_{YZ} = 0.411 \times 0.393 = 0.161$$

$$\beta_{X_2Z} < \beta_{X_2Y} \cdot \beta_{YZ} = 0.117 < 0.161 \text{ (dominant indirect effect).}$$

The tourism supply affects the tourist experience either directly or indirectly through influencing the variety of tourism activities that are offered by Smart Park. However, the indirect influence is more dominant than direct influence. This shows that changing the tourism activity is able to enhance the environment for cultivating tourist education experiences for tourists. As the largest science center in Southeast Asia, Smart Park is able to provide an extensive tourist experience with regards to learning new technologies, as perceived by 71.4% of the respondents (Table 3).

This case study in Smart Park is consistent with the theory presented by Vengesai (2003), in which demand and supply were found to simultaneously enhance tourism experiences through educational tourism objects that are designed by the management. From Figure 4, it is seen that tourism demand does not affect the experience of tourists either directly or indirectly through changing the tourism activities in the Smart Park. The experience of tourists is influenced more by the products available in Smart Park, which shows that the demand of tourists is not a major consideration in designing the product. Table 3 shows that over 60% of tourists have high levels of tourism experience on tourism activities related to learning new technologies, arts, and culture, as well as history. Meanwhile, there is still no opportunity to learn new languages in this tourist experience, despite there being a high demand by 70% of the respondents. This case demonstrates the importance of tourism demand to the management. Thus, they will optimize the experience environment and encourage repeat visits.

Nowadays, tourism is an important part of determining individuals' quality of life (Csikszentmihalyi and Hunter 2003). Tourism has become a culture for tourists to freely express the search for unique experiences (Binkhorst 2005a, 2005b). In this case, focusing on the tourism experience was the right strategy applied by Smart Park in the management of tourism products, because an experience can touch the heart of tourists when compared to products or services (Pine and Gilmore 1999). Creating and supplying the tourism experience is important for Smart Park to be able to survive in an increasingly competitive environment in the future. The products designed by the management of Smart Park should be able to optimize the stay of tourists. One of the efforts to maximize tourism experience is to create an effective service by improving tourism resources. In this case, the engagement of stakeholders is essential for the development of tourism in a positive and beneficial way (Mitchell 2001).

5. Conclusions

The most dominant demand for the educational tourism experience in Smart Park Yogyakarta was to learn arts, culture, language, history, and new technology. Currently, the tourism experience is lacking the opportunity to learn new languages. Learning languages is one of the main motivations in educational tourism (Ritchie 2003; Cohen 2008). In this case, the Taman Pintar managers face challenges in developing educational tourism products that are related to language learning. The management system in Taman Pintar prioritizes the availability of funds, so that the demand for tourism has not become a major consideration.

As mentioned previously, there is no opportunity to learn languages despite tourists' demands. From the model constructed, it can be concluded that the tourism demand did not partially affect tourism experience either directly or indirectly. However, the tourism supply had a greater influence on the variation of tourism activities, which occurs in an indirect manner. In the management of educational tourism in Smart Park, there is still a gap between tourism demand and supply, which means that the tourism experience has not been fully optimized. Experience becomes the most important factor that can be improved by changing the availability of attractions, mixing of activities, and other supporting factors (Dwyer and Kim 2003). Experience is an important factor because it can improve the competitiveness of Taman Pintar itself (Hassan 2000). The management can minimize the gap between demand and supply by conducting market research. Market research is conducted through cooperation with educational institutions to determine the purpose of the study tours that are part of the curriculum. In addition to conducting market research, management can also offer products to educational institutions as a way to introduce the tourism products owned. In this case, the institution needs to have a clear picture and assist in preparing the tour study agenda.

Limitations of the study. The analysis of the educational tourism experience in this study involved only two independent variables, which are namely tourism demand and supply. The ability of both variables to explain the change in tourism activities was less than 50%. Other variables affecting tourism activities are different types of budget and cooperation with stakeholders. Both of the variables can be recommended for further investigation in future studies.

Contribution of the study. The results of this study show that the tourism experience in Smart Park is still not optimal, because there is still a gap between tourism demand and supply in the management of Smart Park. In terms of demand, there are still aspects of tourism experiences that are not fulfilled, such as the desire to learn new languages. This forms recommendations for the management of Smart Park, particularly encouraging them to design tourism attractions that can enhance the learning of new languages.

Author Contributions: A.W. conducted a thorough research, including data collection, data analysis up to the article preparation. J.D. gives guidance in the writing of background and interpretation of data analysis results. C.F. and S. provide guidance on writing techniques and the literature review.

Conflicts of Interest: The authors declare no conflict of interest.

References

- Aho, Seppo K. 2001. Towards a general theory of touristic experiences: Modelling experience process in tourism. *Tourism Review* 56: 33–37. [CrossRef]
- Ankomah, Paul K., and Trent R. Larson. 2002. *Education Tourism: A Strategy to Sustainable Tourism Development in Sub-Saharan Africa*. Available online: <http://unpan1.un.org/intradoc/groups/public/documents/idep/unpan002585.pdf> (accessed on 19 January 2015).
- Berry, Leonard L., Lewis P. Carbone, and Stephan H. Haeckel. 2002. Managing the total customer experience. *MIT Sloan Management Review* 43: 85–88.
- Binkhorst, Esther. 2005a. Creativity in the experience economy, towards the co-creation tourism experience? Paper presented at the Presentation at the Annual ATLAS Conference 'Tourism, Creativity and Development', Barcelona, Spain, October.

- Binkhorst, Esther. 2005b. The co-creation tourism experience. Available online: http://www.esade.edu/cedit2006/pdfs2006/papers/esther_binkhorst_paper_esade_may_06.pdf (accessed on 7 November 2017).
- Brunner-Sperdin, Alexandra, and Mike Peters. 2009. What influences guests' emotions? The case of high-quality hotels. *International Journal of Tourism Research* 11: 171–83. [CrossRef]
- Buhalis, Dimitrios. 2000. Marketing the competitive destination of the future. *Tourism Management* 21: 97–116. [CrossRef]
- Central Bureau of Statistics. 2013. *Data Statistik Tahun 2013*. Available online: <https://yogyakarta.bps.go.id/> (accessed on 15 February 2014).
- Cohen, Eric H. 2008. *Youth Tourism to Israel. Educational Experiences of the Diaspora*. Clevedon: Channel View Publications.
- Cooper, Chris, and Colin Michael Hall. 2008. *Contemporary Tourism: An International Approach*. Amsterdam: Elsevier.
- Crouch, Geoffrey I., and Brent J. Ritchie. 1999. Tourism, Competitiveness, and Societal Prosperity. *Journal of Business Research* 44: 137–52. [CrossRef]
- Csikszentmihalyi, Mihaly, and Jeremy Hunter. 2003. Happiness in everyday life: The uses of experience sampling. *Journal of Happiness Studies* 4: 185–99. [CrossRef]
- Dwyer, Larry, and Chulwon Kim. 2003. Destination competitiveness: Determinants and indicators. *Current Issues in Tourism* 6: 369–414. [CrossRef]
- Echeverri, Per. 2005. Video-based Methodology: Capturing Real-time Perceptions of Customer Processes. *International Journal of Service Industry Management* 16: 199–209. [CrossRef]
- Formica, Sandro. 2001. Measuring Destination Attractiveness: A proposed Framework. Paper presented at the International Business Conference, Miami, FL, USA, December 19–21.
- Frechtling, Douglas C. 2001. *Forecasting Tourism Demand: Methods and Strategies*. London: Butterworth-Heinemann.
- Ghozali, Imam. 2008. *Model Persamaan Struktural Konsep dan Aplikasi Dengan Program Amos 16.0*. Semarang: Diponegoro University.
- Goeldner, R. Charles, and Brent J. R. Ritchie. 2006. *Tourism: Principles, Practices, Philosophies*, 10th ed. New York: John Wiley and Sons.
- Hassan, Salah. 2000. Determinants of Market competitiveness in an environmentally sustainable tourism Industry. *Journal of Travel Research* 38: 239–45. [CrossRef]
- Horrigan, David. 2009. Branded Content: A New Model For Driving Tourism Via Film And Branding Strategies. *Tourismos: An International Multidisciplinary Journal of Tourism* 4: 51–65.
- Kamenidou, Irene, Spyridon Mamalis, and Contantinos-Vasilios Priporas. 2009. Measuring Destination Image and Consumer Choice Criteria: The Case of Mykonos Island. *Tourismos: An International Multidisciplinary Journal of Tourism* 4: 67–79.
- Kim, Jeongmi, and Daniel R. Fesenmaier. 2015. Sharing Tourism Experiences: The Posttrip Experience. *Journal of Travel Research* 56: 1–13. [CrossRef]
- Kim, Jong-Hyeong, Brent J. R. Ritchie, and Bryan McCormick. 2012. Development of a Scale to Measure Memorable Tourism Experience. *Journal of Travel Research* 51: 12–25. [CrossRef]
- Kozak, Metin, and Mike Rimmington. 1999. Measuring tourist destination competitiveness: Conceptual considerations and empirical findings. *Hospitality Management* 18: 273–83. Available online: https://www.academia.edu/2338968/Measuring_tourist_destination_competitiveness_conceptual_considerations_and_empirical_findings (accessed on 20 January 2016). [CrossRef]
- Larsen, Svein. 2007. Aspects of a Psychology of the Tourist Experience. *Journal of Hospitality and Tourism* 7: 7–18. [CrossRef]
- Mitchell, Bruce. 2001. *Resource and Environmental Management*. London: Routledge.
- Mossberg, Lena. 2007. A Marketing Approach to the Tourist Experience. *Scandinavian Journal of Hospitality and Tourism* 7: 59–74. [CrossRef]
- Oh, Haemoon, Ann Marie Fiore, and Miyoung Jeoung. 2007. Measuring Experience Economy Concepts: Tourism Applications. *Journal of Travel Research* 46: 119–32. [CrossRef]
- Parahalad, Coimbatore Krishna, and Venkat Ramaswamy. 2004. Co-creating Unique Value with Customers. *Strategy and Leadership* 32: 4–9. [CrossRef]
- Park, Sanghun, and Carla Almeida Santos. 2016. Exploring the Tourist Experience: A Sequential Approach. *Journal of Travel Research* 56: 1–12. [CrossRef]

- Pine, Joseph B., and James H. Gilmore. 1999. *The Experience Economy: Work Is a Theatre and every Business a Stage*. Cambridge: Harvard Business School.
- Pitana, I. Gede, and Putu G. Gayatri. 2005. *Sosiologi Pariwisata*. Yogyakarta: Andi Offset.
- Poulsson, Susanne H. G., and Sudhir H. Kale. 2004. The Experience Economy and Commercial Experiences. *The Marketing Review* 4: 267–77. [CrossRef]
- Personal, Social and Humanities Education (PSHE). 2013. *Tourism and Hospitality Studies; Introduction to Tourism*. Available online: http://www.edb.gov.hk/attachment/en/curriculum-development/kla/pshe/nss-curriculum/tourism-and-hospitality-studies/Tourism_English_19_June.pdf (accessed on 27 January 2016).
- Ramos, Célia M. Q., and Paulo M. M. Rodrigues. 2013. Research Note: The Importance of Online Tourism Demand. *Tourism Economics* 19: 1443–47. [CrossRef]
- Riduwan. 2009. *Aplikasi Statistika dan Metode Penelitian untuk Administrasi dan Manajemen*. Bandung: Dewa Ruci.
- Ritchie, Brent W. 2003. *Managing Educational Tourism*. Great Britain: Cromwell Press.
- Ritchie, J. R., and Simon Hudson. 2009. Understanding and Meeting the Challenges of Customer/Tourist Experience Research. *International Journal of Tourism Research* 11: 111–26. [CrossRef]
- Smith, Athena. 2013. The Role of Educational Tourism in Raising Academic Standards. *African Journal of Hospitality, Tourism and Leisure* 2: 1–7.
- Song, Haiyan, and Lindsay Turner. 2006. Tourism Demand Forecasting. In *International Handbook on the Economics of Tourism*. London: Edward Elgar.
- Stuart, F. Ian, and Stephen Tax. 2004. Toward an Integrative Approach to Designing Service Experiences. *Lessons Learned from the Theatre* 22: 609–27. [CrossRef]
- Swarbrooke, John. 2002. *The Development and Management of Visitors Attractions*. London: Butterworth-Heinemann.
- Tarssanen, Sanna. 2005. *Handbook for Experience Tourism Agents*. Rovaniemi: University of Lapland Press.
- Taylor, Shane. 2006. *Theorizing Educational Tourism: Practices, Impacts, and Regulation in Ecuador*. New York: Columbia University.
- Timothy, Dallen J., and Gyan P. Nyaupane. 2009. *Heritage Tourism and Its Impacts: Cultural Heritage and Tourism in the Developing World: A Regional Perspective*. London: Routledge.
- Tourism Product Development Strategy (TPDS). 2007. Available online: http://www.failteireland.ie/FailteIreland/media/WebsiteStructure/Documents/4_Corporate_Documents/Strategy_Operations_Plans/Tourism-Product-Development-Strategy-2007--2013.pdf?ext=.pdf (accessed on 18 January 2016).
- Tourism Policy Review Group (TPRG). 2003. New Horizons for Irish Tourism, an Agenda for Action. Available online: <http://www.dttas.ie/sites/default/files/publications/tourism/english/executive-summary-tourism-renewal-group-report-sept-2009/tourismreviewreport03.pdf> (accessed on 18 January 2016).
- Urry, John. 2002. *The Tourist Gaze: Leisure and Travel in Contemporary Societies*, 2nd ed. London: Sage.
- Van der Duim, René. 2007. Tourism scapes: An actor-network perspective on sustainable tourism development. *Annals of Tourism Research* 34: 961–76. [CrossRef]
- Vengesai, Sebastian. 2003. A Conceptual Model of Tourism Destination Competitiveness and Attractiveness. Available online: http://www.anzmac.org/conference_archive/2003/papers/CON20_vengesais.pdf (accessed on 23 December 2014).
- Verma, Rohit, Gerhard Plaschka, and Jordan J. Louviere. 2002. Understanding customer choices: a key to successful management of hospitality services. *Cornell Hotel and Restaurant Administrative Quarterly* 43: 15–24. Available online: <http://scholarship.sha.cornell.edu/cgi/viewcontent.cgi?article=1057&context=articles> (accessed on 20 January 2016). [CrossRef]
- Wang, Bin, and Shen Li. 2008. Education Tourism Market in China An Explorative Study in Dalian. *International Journal of Business and Management* 3: 44–49.
- Yoeti, Oka A. 2008. *Perencanaan dan Pengembangan Pariwisata*. Jakarta: PT. Pradnya Paramita.



Pesan 22 dari total 22

Pesan 20 dari total 22

Pesan 20 dari total 22

Pesan 20 dari total 22

Thank you very much for agreeing to review this manuscript:

The review report form can be found here:
<https://susy.mdpi.com/user/review/review/2938306/a58B64N7>

The review report due date is: 8 June 2017

We look forward to receiving your valuable comments.

Kind regards,




Economies Editorial Office
Postfach, CH-4020 Basel, Switzerland
Office: St. Alban-Anlage 66, CH-4052 Basel
Tel. +41 61 383 77 34 (office)
Fax +41 61 302 89 18 (office)
E-mail: economies@mdpi.com
<http://www.mdpi.com/journal/economies/>

*** This is an automatically generated email ***

Tulis sebuah... Balas Balas ke s Teruskan Hapus Pindahkan Cetak Arsip Tandai Berikutnya

Re: [Economics] Manuscript ID: economies-200756 - Peer-Review Update Aan Jaelani

Pesan 19 dari total 22

Pengirim **Mila Marinkovic** <marinkovic@mdpi.com> 
Penerima **aan_jaelani**@syekhnrjati.ac.id 
Lampiran **economies@mdpi.com** 
Tanggal **2017-05-25 14:51**

Dear Dr. Jaelani,

Thank you very much for your reply and for your comments.

In order to process your review report further we are kindly inviting you to use the following link to download the manuscript and complete an online review report form:
<https://susy.mdpi.com/user/review/review/2938306/a58864N7>

We need your kind cooperation on this and should you have any problems during review, please contact us.

Your time and help is greatly appreciated.

--
Kindest regards,
Ms. Mila Marinkovic
Assistant Editor, MDPI DOO
E-Mail: marinkovic@mdpi.com
Veljka Dugosevica 54, 11060 Belgrade, Serbia
+381 11 414 75 49

Disclaimer: The information and files contained in this message are confidential and intended solely for the use of the individual or entity to whom they are addressed. If you have received this message in error, please notify me and delete this message from your system. You may not copy this message in its entirety or in part, or disclose its contents to anyone.

On 5/25/2017 8:51 AM, economies@mdpi.com wrote:

Dear Editor,

The submission review form has been updated.

Manuscript ID: economies-200756
Type of manuscript: Article
Title: Analysis of Supply and Demand to Enhance Educational Tourism Experience in The Smart Park of Yogyakarta, Indonesia
Received: 19 May 2017
Tourism Economics
http://www.mdpi.com/journal/economies/special_issues/tourism_economics

Reviewer: Aan Jaelani (invited on 24 May 2017) updated the peer-review form:

Review request acceptance: yes (on 25 May 2017)

Comments:

Title:
The title is precise with the aim and scope of the journal on the economic sector, especially tourism as an industry, as well as relevant to the journal issue about the tourism economy, concise and specific about educational tourism experience located in The Smart Park of Yogyakarta.

Abstract:

The abstract has been structured in a structured manner, but the background description is less focused or long enough.

Originality / Novelty:

The question has authenticity, but it has not been defined clearly and well. This article will contribute positively to the development of tourism education studies, in particular, the management of tourism sites that are integrated with the educational materials and values, ie tourism and learning about the environment that can not be found in educational places.

Significance:

Briefly, the result of the study are interpreted long enough, but the main conclusions are supported by the results.

Scientific Soundness:

There is no short explanation of the method used (not yet in accordance with the abstract structure: background-methods-results-conclusion as in Instructions for Authors)

Interest to the Readers & Overall Merit:

The conclusion of the article can invite the reader further to read the entire article. Implementation of demand and supply analysis on educational tourism themes may encourage other researchers/authors widely to research in the development of this field.

https://susy.mdpi.com/user/assigned/process_form/7a125d7f7cf6e38abe562b78c3cf4cb6

Economies Editorial Office
Postfach, CH-4020 Basel, Switzerland
Office: St. Alban-Anlage 66, CH-4052 Basel

Pesan 7 dari total 66

Dear Dr. Jaelani,

Manuscript ID: economies-200756
Title: Analysis of Supply and Demand to Enhance Educational Tourism Experience in The Smart Park of Yogyakarta, Indonesia

To help us improve our services, we kindly ask you to fill in our online survey on the peer-review process at <https://www.surveymonkey.com/r/mdpiReviewerFeedback>

Kind regards,

Ms. Mila Marinkovic
Assistant Editor
E-Mail: marinkovic@mdpi.com
www.mdpi.com

--
MDPI Branch Office, Belgrade, Serbia

MDPI AG
Economics Editorial Office
Postfach, CH-4020 Basel, Switzerland
Office: St. Alban-Anlage 66, 4052 Basel
E-Mail: eeconomics@mdpi.com
Tel. +41 61 683 77 34; Fax +41 61 302 89 18
<http://www.mdpi.com/journal/economics/>

*** This is an automatically generated email ***



SJR

Scimago Journal & Country Rank

Enter Journal Title, ISSN or Publisher Name

[Home](#)[Journal Rankings](#)[Country Rankings](#)[Viz Tools](#)[Help](#)[About Us](#)

<

Ads by Google

[Send feedback](#)[Why this ad? ⓘ](#)

Economies

7

H Index

Country [Switzerland](#) - [SJR Ranking of Switzerland](#)**Subject Area and Category** [Economics, Econometrics and Finance](#)
[Economics, Econometrics and Finance \(miscellaneous\)](#)
[Social Sciences](#)
[Development](#)**Publisher** [MDPI Multidisciplinary Digital Publishing Institute](#)**Publication type** [Journals](#)**ISSN** [22277099](#)**Coverage** [2017-2020](#)**Scope** [Economic theory- developing process- sustainable growth- national and international income distribution- natural resources- productivity developments- macroeconomic policies- sectors of economy: primary, secondary, and tertiary; or agricultural sector, industrial sector and service sector.](#) [Homepage](#)[How to publish in this journal](#)[Contact](#)

 [Join the conversation about this journal](#)

←

Ads by Google

Send feedback

Why this ad? ⓘ

←

Ads by Google

Send feedback

Why this ad? ⓘ

Quartiles

The set of journals have been ranked according to their SJR and divided into four equal groups, four quartiles. Q1 (green) comprises the quarter of the journals with the highest values, Q2 (yellow) the second highest values, Q3 (orange) the third highest values and Q4 (red) the lowest values.

Category	Year	Quartile
Development	2019	Q3
Economics, Econometrics and Finance (miscellaneous)	2019	Q2

←

SJR

journals that accounts for both the number of citations received by a journal and the importance or prestige of the journals where such citations come from. It measures the scientific influence of the average article in a journal, it expresses how central to the global scientific discussion an average article of the journal is.

Year	SJR
2019	0.324

←

Total Cites

Self-Cites

+

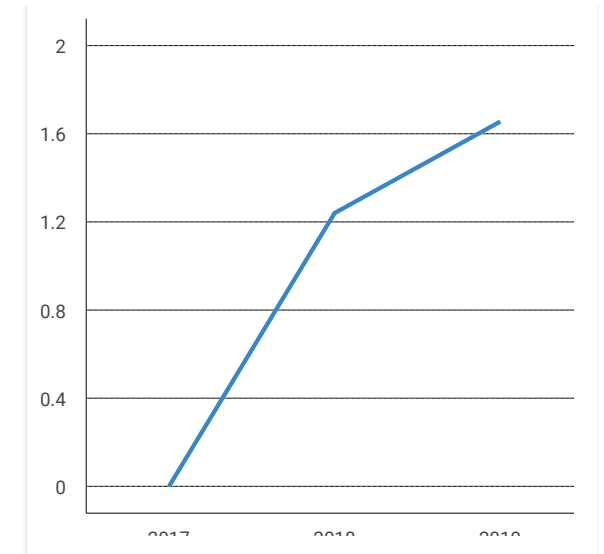
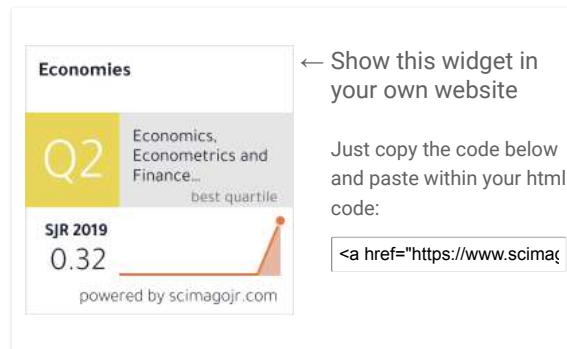
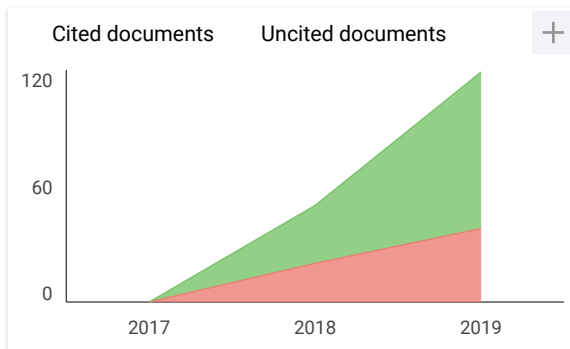
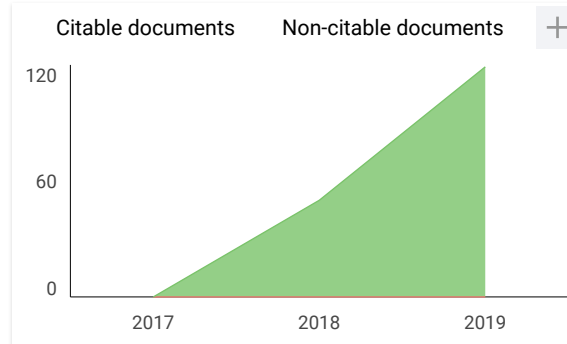
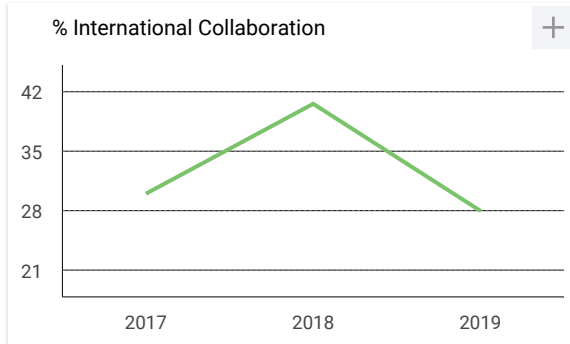
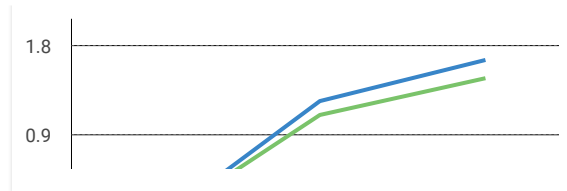
External Cites per Doc

Cites per Doc

+

Citations per document

+



IJRAR Research Journal

Open Access, Peer Review and refereed journal, journal of, indexing index journal

OP

Y

Yodian 3 months ago

whether research on public policy can be accepted in this journal. Thank you for your response

reply

[About](#)[General Information](#)[Web of Science Coverage](#)[Open Access Information](#)[Preprint Information](#)[Peer Review Information](#)[Return to Search Results](#)**ECONOMIES**[Share This Journal](#)ISSN / eISSN **2227-7099**Publisher **MDPI, ST ALBAN-ANLAGE 66, BASEL, SWITZERLAND, CH-4052**

About ○

Economies (ISSN 2227-7099) is an international, peer-reviewed open access journal for the field of development economics and macroeconomics. It publishes regular research papers, original reviews, and short notes for communications. Emphasis is on applied empirical and analytical work. There is no restriction on the length of the papers. Our aim is to encourage scientists to publish their research in as much detail as possible. Full data and/or methodical details must be provided for research articles.

General Information

Journal Website ○[Visit Site](#)**Publisher Website**[Visit Site](#)**Frequency**

Quarterly

Issues Per Year

4

Country / Region	SWITZERLAND
Primary Language	English
Aims and Scope	Visit Site
Editorial Board	Visit Site
Instructions for Authors	Visit Site
Avg. Number of Weeks from Submission to Publication	11
Plagiarism Screening	Visit Site
Article DOIs	Yes
Host Platform	MDPI AG
Full-Text Formats	PDF, HTML
Download Statistics	Visit Site

Web of Science Coverage

Collection	Index	Category	Similar Journals
Core Collection	Emerging Sources Citation Index (ESCI)	Economics & Business Economics	Find Similar Journals

Search a topic within this journal

[Search](#)Open Access Information OA Statement ☐[Visit Site](#)APC Fee ☐

1,000 CHF

License ☐[Visit Site](#)Author Holds Copyright without Restrictions ☐

Yes

Deposit Policy Directory ☐

Sherpa/Romeo

Full-Text Crawling Permitted ☐

Yes

Machine-Readable CC Licensing ☐

Yes

Unrestricted Reuse in Compliance with BOAI ☐

Yes

DOAJ Seal ☐

Yes

DOAJ Subjects / Keywords ☐Economic theory, Social Sciences: Economic theory.
Demography: Economics as a science

Preprint Information

Version of Paper Allowed in Preprint <input type="radio"/>	any
Article Links to Preprint <input type="radio"/>	Yes
Can Cite Preprints in Article <input type="radio"/>	Yes, in the reference list

Peer Review Information

Type of Peer Review <input type="radio"/>	Double blind
Review Policy <input type="radio"/>	Visit Site
Publons Partner <input type="radio"/>	Yes
Claimed Reviews on Publons <input type="radio"/>	557
Public Reports on Publons <input type="radio"/>	Yes
Signed Reports on Publons <input type="radio"/>	Yes
Publons Transparent Peer Review Partner <input type="radio"/>	No
Publons User Endorsements <input type="radio"/>	15
Reports Published <input type="radio"/>	Optional
Reviewer Identities Published <input type="radio"/>	Optional
Reviewer Identities Revealed to Author <input type="radio"/>	Optional
Public Commenting <input type="radio"/>	Optional
Reviewer Invitation Explicitly Allows Co-reviewers <input type="radio"/>	No (but they can if they ask the editorial office first: "You must not distribute the manuscript in part or whole to a third party, including other members..." show more)
Review Form Explicitly Accepts Co-reviewer Names <input type="radio"/>	No
Publons/ORCID Credit for Co-Reviewers	No

Verified by Transpose 

Yes, 02-Dec-2019

Sign up for a free [Publons](#) account to track your publications, citation metrics, peer reviews, and editing work for this journal.

Editorial Disclaimer: As an independent organization, Clarivate does not become involved in and is not responsible for the editorial management of any journal or the business practices of any publisher. Publishers are accountable for their journal performance and compliance with ethical publishing standards. The views and opinions expressed in any journal are those of the author(s) and do not necessarily reflect the views or opinions of Clarivate. Clarivate remains neutral in relation to territorial disputes, and allows journals, publishers, institutes and authors to specify their address and affiliation details including territory.

Criteria for selection of newly submitted titles and re-evaluation of existing titles in the Web of Science are determined by the Web of Science Editors in their sole discretion. If a publisher's editorial policy or business practices negatively impact the quality of a journal, or its role in the surrounding literature of the subject, the Web of Science Editors may decline to include the journal in any Clarivate product or service. The Web of Science Editors, in their sole discretion, may remove titles from coverage at any point if the titles fail to maintain our standard of quality, do not comply with ethical standards, or otherwise do not meet the criteria determined by the Web of Science Editors. If a journal is deselected or removed from coverage, the journal will cease to be indexed in the Web of Science from a date determined by the Web of Science Editors in their sole discretion – articles published after that date will not be indexed. The Web of Science Editors' decision on all matters relating to journal coverage will be final.

Clarivate.™ Accelerating innovation.

© 2020 Clarivate

[Copyright Notice](#)[Terms of Use](#)[Privacy Notice](#)[Cookie Policy](#)[Help Center](#)

Follow us:





BROWSE COMMUNITY FAQ

LOG IN

REGISTER

WEB OF
SCIENCE

Home ▶ Researchers ▶ Aan Jaelani



Aan Jaelani

"Jaelani, Aan"

Associate Professor - Fakultas Syariah & Ekonomi Islam, IAIN Syekh Nurjati Cirebon

Web of Science ResearcherID

D-6905-2016

PUBLICATIONS

43

TOTAL TIMES CITED

0

H-INDEX

0

VERIFIED REVIEWS

4

Summary

Metrics

Publications

Peer review

Research Fields

BUSINESS AND MANAGEMENT ECONOMICS ENERGY ECONOMICS FINANCIAL ECONOMICS HALAL INDUSTRY

HALAL TOURISM HISTORY OF ECONOMIC THOUGHT PUBLIC FINANCE TOURISM ECONOMICS

+ VIEW FULL BIO & INSTITUTIONS

Most cited publications

TIMES CITED

Acknowledgement to Reviewers of Economies in 2017 WEB OF SCIENCE



Authors: Economies Editorial Office
Published: Jan 2018 in Economies
DOI: 10.3390/ECONOMIES6010006

0

Sustainability of Public Finance During The COVID-19 Outbreaks in Indonesia



Published: Jun 2020 in Al-Amwal: Jurnal Ekonomi Dan Perbankan Syariah
DOI: 10.24235/AMWAL.V11I1.6557

-

ENERGY CONSERVATION AND ENERGY MANAGEMENT FOR INDUSTRY IN INDONESIA IN ISLAMIC ECONOMIC PERSPECTIVE



Authors: Aan Jaelani; Layaman Layaman; Dewi Fatmasari; ... Abdus Salam Dz; see more
Published: Mar 2020 in International Journal of Energy Economics and Policy
DOI: 10.32479/IJEEP.9061

-

Triple Helix Sebagai Model Bagi Inovasi Pendidikan Tinggi: Analisis Logika Kelembagaan dalam Pengembangan Kewirausahaan dan Ekonomi



Published: 2019 in Al-Amwal: Jurnal Ekonomi Dan Perbankan Syariah
DOI: 10.24235/AMWAL.V11I1.4980

-

MAQASHID SYARIAH DAN PENGEMBANGAN KEWIRAUSAHAAN BERKELANJUTAN DI INDONESIA



Published: 2019 in Al-Mustashfa: Jurnal Penelitian Hukum Ekonomi Syariah
DOI: 10.24235/JM.V4I2.5489

-


GO TO PUBLICATIONS

Peer review summary


CURRENT EDITORIAL BOARD MEMBERSHIPS

 International Journal of Marketing Studies

VERIFIED REVIEWS

 (3) SAGE Open

WOS

 (1) Economics

WOS

GO TO PEER REVIEW








Publons is part of



Academia
Analytics
Company

Contact

-  Send Questions
-  Send Reviews
-  Blog
-  @Publons
-  Facebook

Navigate

- Researchers
- COVID-19 index
- Publications
- Journals
- Institutions
- API

About us

- Our Mission
- In the Press
- Logos
- Spread the Word
- Terms, Policies & Guidelines