

**DEVELOPING VIDEO TO TEACH SPEAKING IN DESCRIBING PLACE AT
JUNIOR HIGH SCHOOL**

A THESIS

Submitted to the English Language Teaching Department of *Tarbiyah* and
Teacher Training Faculty of IAIN *Syekh Nurjati* Cirebon in Partial Fulfillment of
the Requirements of Islamic Scholar Degree in English Language Department



MIFTAHUL JANNAH

Reg. Number : 1808103053

ENGLISH LANGUAGE TEACHING DEPARTMENT

***TARBIYAH* AND TEACHER TRAINING FACULTY**

***SYEKH NURJATI* STATE ISLAMIC INSTITUTE CIREBON**

2022

**DEVELOPING VIDEO TO TEACH SPEAKING IN DESCRIBING PLACE AT
JUNIOR HIGH SCHOOL**

THESIS

Submitted to the English Language Teaching Department of *Tarbiyah* and
Teacher Training Faculty of IAIN *Syekh Nurjati* Cirebon in Partial Fulfillment of
the Requirements of Islamic Scholar Degree in English Language Department

The logo of IAIN Syekh Nurjati Cirebon is a large, light green shield-shaped emblem. It features a central white and green checkered pattern with a blue wave below it, flanked by two golden minaret-like structures. The emblem is surrounded by a white laurel wreath. At the bottom, there is a yellow banner with the text 'IAIN SYEKH NURJATI CIREBON' in black. The author's name 'MIFTAHUL JANNAH' is printed in black over the lower part of the emblem.

MIFTAHUL JANNAH

Reg. Number : 1808103053

ENGLISH LANGUAGE TEACHING DEPARTMENT

TARBIYAH AND TEACHER TRAINING FACULTY

SYEKH NURJATI STATE ISLAMIC INSTITUTE CIREBON

2022

ABSTRACT

The development of video to teach speaking that is oriented to describing place as material used to enhance speaking skills in accordance to the purpose of curriculum. The objectives of this research are to acknowledge the characteristics of developing video to teach speaking in describing place at junior high school. The research was conducted use research and development (R & D) to develop the product. The result of this research present that the characteristics of developing video to teach speaking in describing place involves numerous characters that are showing all components of video; presenting the message clearly & easy to understand; presenting easy access & user-friendly; accommodating video shorter spans; providing images, narration & screen text; encouraging students to be focus, creative, motivative & imaginative, providing authentic English material; and presenting convenient video in a good quality resolution.

Keywords: *Video to teach, describing place, speaking skills, developing video teaching*

APPROVAL
DEVELOPING VIDEO TO TEACH SPEAKING IN DESCRIBING PLACE
AT JUNIOR HIGH SCHOOL

Submitted by

MIFTAHUL JANNAH

Reg. Number 1808103053

Submitted to the English Language Teaching Department of *Tarbiyah* and
Teacher Training Faculty, IAIN Syekh Nurjati Cirebon in Partial Fulfillment of
the Requirement of an Undergraduate Degree in English Education

Approved by

The First Supervisor,



Hendi Hidayat, M.Pd

NIP. 19860113 201503 1 002

The Second Supervisor,



Nizar Ibnus, M.Pd

NIP. 19930215 201801 1 002

OFFICIAL NOTE

The Head of English Language Teaching Department

Tarbiyah and Teacher Training of Faculty of

IAIN *Syekh Nurjati Cirebon*

in

Cirebon

Assalamualaikum Warahmatullahi Wabarakatuh

After guiding, analyzing, briefing, and correcting the writing of Miftahul Jannah with registered number 1808103053 entitled **“DEVELOPING VIDEO TO TEACH SPEAKING IN DESCRIBING PLACE AT JUNIOR HIGH SCHOOL”** we are of the opinion that her thesis can be offered to be presented to the English Language Teaching Department *Tarbiyah* and Teacher Training Faculty, IAIN *Syekh Nurjati Cirebon* as a requirement of the completion of an undergraduate degree in English Education.

Wassalamualaikum warahmatullahi wabarakatuh

The First Supervisor,



Hendi Hidayat, M.Pd

NIP. 19860113 201503 1 002

The Second Supervisor,



Nizar Ibnus, M.Pd

NIP. 19930215 201801 1 002

LETTER OF AUTHENTICITY

Bismillahirrahmanirrahim

I acknowledge that this thesis entitled **“DEVELOPING VIDEO TO TEACH SPEAKING IN DESCRIBING PLACE AT JUNIOR HIGH SCHOOL”** is writing with quotations from various research by using acceptable scientific method of writing.

Honestly, I have written this letter of authenticity according to the truth. I will be sincerely responsible for any risks that will happen in the future if it is proven to offend the ethics of scientific writing

Cirebon, August 2022

The Researcher








Miftahul Jannah

Reg Number. 1808103053

RATIFICATION

The thesis which is entitled "**DEVELOPING VIDEO TO TEACH SPEAKING IN DESCRIBING PLACE AT JUNIOR HIGH SCHOOL**", written by Miftahul Jannah, with registration number 1808103053, has been examined on 11 August 2022. It has been accepted by the examiners as one of requirements for an Undergraduate Degree in the English Language Teaching Department of Tarbiyah and Teacher Training Faculty, Syekh Nurjati State Islamic Institute Cirebon.

	Date	Signature
The Head of English Language Teaching Department Dr. H. Tedi Rohadi, M.Pd., SE., Dipl., TEFL. NIP. 19680309 200801 1 017	16-09-2022	
The Secretary of English Language Teaching Department H. Farouk Imam Arrasyid, M.Pd.I., M.Pd. NIP. 19830420 200901 1 009	15/09 2022	
Examiner I Dr. H. Tedi Rohadi, M.Pd., SE., Dipl., TEFL. NIP. 19680309 200801 1 017	16-09-2022	
Examiner II Zakky Yavani, M.Pd. NIP. 19840607 201503 1 003	22-08-2022	
Supervisor I Hendi Hidayat, M.Pd. NIP. 19860113 201503 1 002	19-09-2022	
Supervisor II Nizar Ibnu, M.Pd. NIP. 19930215 201801 1 002	05-09-2022	

Acknowledged by
The Dean of Tarbiyah and Teacher Training Faculty,
Syekh Nurjati State Islamic Institute Cirebon



Dr. H. Fadhil, M.Pd
NIP. 19610805 199003 1 004

DEDICATIONS

This thesis is fully dedicated to:

My Self

My beloved parents:

Mr. Drs. Enang Tajudin Amali, M.Si. (Alm) and Mrs. Diah Sugiharti, S.Pd.

My lovely brother:

Aditia Bahrul Ilmy, S.Si. and Nur Muhammad Iskandar, A.Md.



AUTOBIOGRAPHY

I. Personal Details

Writer's name : Miftahul Jannah

Date of Birth : Indramayu, 16 July 2000

Sex : Female

Email Address : miftah16mj@gmail.com

Phone Number : 085159412922

Father and Mother : (Alm). Drs Enang Tajudin Amali, M.Si &
Diah Sugiharti, S.Pd

Address : BTN Griya Harmoni Karangampel,

II. Educational Background

2005-2006 : TK Aisyiyah Bustanul Athfa

2006-2012 : SD Muhammadiyah Karangampel

2012-2015 : SMP Negeri 1 Karangampel

2015-2018 : SMA Negeri 1 Krangkeng

2018-2022 : English Language Teaching Departemnt IAIN Syekh
Nurjati Cirebon

MOTO

“Don't let adversity make you restless, because after all it's only on the darkest night that the stars shine brighter”

Ali Bin Abi Thalib



ACKNOWLEDGEMENT

Alhamdulillahirabbil ‘aalamiin, thanks to the authors pray to the presence of Allah SWT, the creator of the universe, for all His mercy, *taufik* and guidance the writer was able to complete the thesis entitled **“Developing Video to Teach Speaking in Describing Place at Junior High School”**.

Sholawat and greetings may Allah bestow upon the Lord of our majesty the Prophet Muhammad SAW, along with his family, friends, and us, as his people, hopefully getting his intercession.

In the completion of this thesis, the author cannot be separated from the direction, guidance, and advice from all parties who are very helpful in the research and preparation of this thesis. For that, I would like to say greatest thanks to my parents, Alm. Bapak and Ibu. Thank you for praying for me and always give support.

The author also would like to thank grateful to express my deepest gratitude to my thesis supervisor Hendi Hidayat, M.Pd. and Nizar Ibnu, M.Pd. Thank you for guiding me and giving correction, suggestion, and motivation while conducting this research.

Grateful acknowledgment also goes to my friend (Riska Amalia) that always give the support, loves, cares, advices and also would like to help me and accompany me in any situation. In addition, grateful also goes to all my friend from TBI-D, thank you for all the memorable experience. Apart from their support, this thesis may not be finished.

PREFACE

All praise is due to Allah SWT, who has given us His Mercy, and blessing so the writer can finish this thesis entitled **“Developing Video to Teach Speaking at Junior High School”** which is submitted to English Language Teaching Department of Tarbiyah Teacher Training Faculty of Syekh Nurjati State Islamic Institute Cirebon as a partial for Undergraduate Degree in English Language Teaching Department.

The preparation of this thesis is intended to fulfill one of the requirements to complete studies and obtain a Bachelor of English Education (S. Pd.) at the Tarbiyah Faculty, S1 Department of English Language Teaching, Syekh Nurjati State Islamic Cirebon.

In the preparation of this thesis, the writer realizes that there are still many flaws and far from perfect. For this reason, all criticism and suggestion highly expected. Although it is far from perfect, hopefully this thesis can be useful for the world of education.

Cirebon, August

TABLE OF CONTENT

ABSTRACT	i
APPROVAL	ii
OFFICIAL NOTE	iii
LETTER OF AUTHENTICITY	iv
RATIFICATION	Error! Bookmark not defined.
DEDICATIONS	v
AUTOBIOGRAPHY	vii
MOTO	viii
ACKNOWLEDGEMENT	ix
PREFACE	x
TABLE OF CONTENT	xi
LIST OF TABLES	xiv
LIST OF FIGURES	xv
LIST OF APPENDIXES	xvi
CHAPTER I INTRODUCTION	1
1.1. Background of the Study	1
1.2. Identification of the Issue	5
1.3. Delimitations and Focus of The Study	5
1.4. Research Questions	6
1.5. Aims of The Research	6
1.6. Significances of The Research	6
CHAPTER II THEORETICAL FOUNDATION	8
2.1. Learning Media	8
2.1.1 Definition of Learning Media	8
2.1.2 The Functions and Benefits of Learning Media.....	9
2.1.3 Kinds of Media.....	11
2.2. Video	12
2.2.1 Definition of Video	12

2.2.2	The Characteristic of Good Video	13
2.2.3	Kinds of Video	14
2.2.4	The Function of Video in Teaching Speaking	15
2.2.5	The Procedure of Using Video.....	16
2.3.	Speaking Skills	17
2.3.1	Definition of Speaking Skills	17
2.3.2	Characteristics of Speaking Skill	18
2.3.3	Macro and Micro Skills of Speaking	19
2.3.4	Techniques of Speaking Skill.....	21
2.3.5	Speaking Skills Performance	25
2.3.6	Speaking Skills Assessment.....	26
2.4	Teaching Speaking Skill.....	28
2.4.1	Principles of Teaching Speaking.....	29
2.4.2	Techniques of Teaching Speaking Skills	30
2.4.3	Teacher Roles in Teaching Speaking.....	31
2.5	Teaching Speaking Through Video.....	32
2.6	Descriptive Text	33
2.6.1	Describing Place.....	33
2.7	Previous Studies	35
2.8	Frame of Thought.....	40
CHAPTER III RESEARCH METHOD		41
3.1.	Research Design	41
3.2.	Source of the Data	43
3.3.	Data Collection Techniques and Instruments.....	43
3.4.	Data Analysis.....	44
3.4.1	Data Reduction	44
3.4.2	Data Display	45
3.4.3	Drawing Conclusion	45
3.5.	Research Procedure	45
3.5.1	Analysis Stage.....	45
3.5.2	Design Stage	46

3.5.3 Development.....	46
CHAPTER IV FINDING AND DISCUSSION	47
4.1 Theoretical and Need Analysis.....	47
4.1.1 Presenting the Message Clear and Easy to Understand	48
4.1.2 Presenting Easily Access and User-Friendly for JHS.....	49
4.1.3 Accommodating Video Shorter Attention Spans.	50
4.1.4 Providing Images, Narration & Screen Text.....	51
4.1.5 Encourage Students to be Focus, Creative, Active, Motivative & Imaginative.	52
4.1.6 Providing Authentic English Material.	53
4.1.7 Presenting Adaptive Video in a Good Quality Resolution.	54
4.2 Design of Video to Teach Speaking.....	55
4.2.1 Determining the Software Used.....	55
4.2.2 The Design of Core Competencies and Basic Competencies Based on the 2013 Curriculum	56
4.2.3 The Design of Learning Objectives	57
4.2.4 The Design of Materials Based on Basic Competencies and Core Competencies in the Form of Video Teaching	58
4.2.5 The Design of Speaking Assessment	60
4.2.6 Publishing Materials using Filmora	60
4.3 The Development of Video to Teach Speaking	61
4.3.1 Description of Video to Teach Speaking	61
4.3.2 Expert Judgement.....	72
4.3.3 The Comparison of Video Before Revision and After Revision	75
CHAPTER V CONCLUSION AND SUGGESTION	78
5.1 Conclusion.....	78
5.2 Suggestion	79
REFERENCES.....	81
APPENDIXES	93

LIST OF TABLES

Table 4.1 Basic Competence and Indicators	57
Table 4.2 Learning Objectives of Video	58
Table 4.3 Expert Judgement of Developing Video to Teach Speaking	72
Table 4.4 The Comparison Before and After Revision.....	75



LIST OF FIGURES

Figure 2.1 Frame of Thought	40
Figure 3.1 The sequence of steps in Addie models.....	41
Figure 4.1 Characteristics of Video	47
Figure 4.2 Intro of the Video.....	62
Figure 4.3 Opening of the Materials	62
Figure 4.4 Dialogue conversation of Describing Place.....	63
Figure 4.5 Describing Sunyaragi Cave	64
Figure 4.6 Definition of Describing Place	64
Figure 4.7 Social Function of Describing Place.....	65
Figure 4.8 Structures of the Text.....	65
Figure 4.9 The Example of Identification	66
Figure 4.10 The Example of Description.....	66
Figure 4.11 Language Features of Describing Place	67
Figure 4.12 The Example of Simple Present & Simple Past Tense.....	68
Figure 4.13 The Use of An Adjective	68
Figure 4.14 The Example of Adjectives (Part II).....	69
Figure 4.15 The Evaluation.....	70
Figure 4.16 Closing the Material	71
Figure 4.17 Closing the Video	71

LIST OF APPENDIXES

Appendix 1 Interview Form	93
Appendix 2 Kartu Bimbingan Skripsi.....	107
Appendix 3 Surat Keterangan Bimbingan Skripsi	108

